

Level 1 Lesson 13 Answers

Level 1 Lesson 13 Page 1 - Activity 1: Phrase



Click on this video icon to learn about the phrase and form.



Sing **Hot Cross Buns** pointing to these beat circles.
 (Click on the audio file to hear this song sung with the words if required).
 Write the rhythm of this song in the beat circles.

Hot Cross Buns - Beat Circles

Level 1 Lesson 13 - Worksheet - Answers

Questions 44 to 48 can be found in the *Musicianship & Aural Training for the Secondary School, Level 1 Books, Page 26.*

Question 44: Melodic Alterations. Follow these instructions to complete this question.

Click on this audio icon to hear the **altered** melody for **Question 44: Melodic Alterations** played four times. Each playing will be preceded by six beats of click track.

As you listen, copy any unaltered solfa and write any **altered solfa** beneath the relevant rhythm.

During the final playing, tap and inner hear the solfa for the Altered Melody you have written.

Original Melody:

$\frac{3}{4}$ ||

Altered Melody:


$\frac{3}{4}$ ||

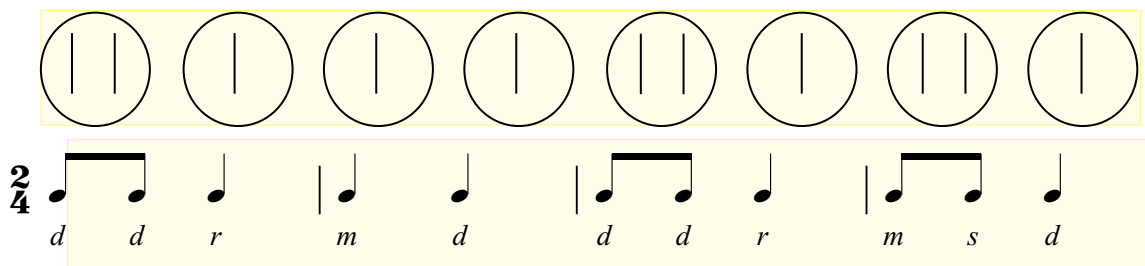
Level 1 Lesson 13 Answers continued.

Level 1 Lesson 13 - Worksheet - Answers continued

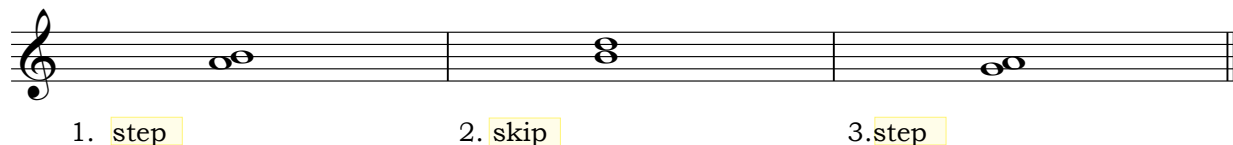
 **Question 45: Missing Melody.** Notate the missing two bars of melody by writing the solfa beneath the given rhythm.

2/4 


 **Question 46: Melodic Dictation – Rhythm and Solfa.** Click on this audio file to hear a melody played five times. Each playing will be preceded by four beats of click track plus the starting note.



Question 47: Visual Interval Recognition. Name these intervals as either steps or skips. G is *do*.




Question 48: Aural Trichord Recognition.

 Click on this audio icon to hear four trichords played twice each, ascending and descending. They will be either *do re mi* or *re mi so*. Write the solfa of the trichord you hear in the spaces provided.

1. do re mi 2. do re mi 3. re mi so 4. do re mi

Listening Activity. This listening activity can be found in the *Musicianship & Aural Training for the Secondary School*, Level 1 Books, Page 116.

 Click on this audio icon and listen to the "Dance of the Mirlitons" from **The Nutcracker Suite** by **Pyotr Ilyich Tchaikovsky**. Notate the rhythm of the first eight bars of this melody. The first bar is done for you below.

Note: although not shown here, students are encouraged to use beat circles and strokes representing sounds on a beat in these to complete this question.

2/4 