


# Level 1 Lesson 14 Answers


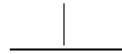
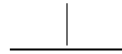


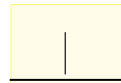
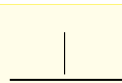
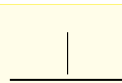
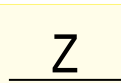









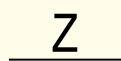

## Level 1 Lesson 14 Page 1 - Activity 1: Form Revision

 Sing **What's the Time?** pointing to these beat lines.  
 (Click on the audio file to hear this song sung with the words if required).


Beat lines represent the beat in the same way as beat circles previously represented the beat.

Complete the rhythmic shorthand of this song on the beat lines then write letters in the boxes beside each phrase to show the rhythmic form of this song.

### What's the Time? - Form

## Level 1 Lesson 14 Page 1 - Activity 2: A New Rhythm.....or Not?






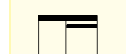
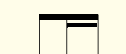




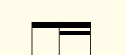








 Part of the rhythm of **Drunken Sailor** has been written for you on these beat lines.  
 (Click on the audio file to hear this song sung with the words if required).

Sing the song as you point to the beat lines.

Sing the song a second time writing a stroke where you hear a sound (word) on a blank beat line.

You will have written three strokes on each beat line, showing **three (unequal) sounds** on a beat.


### Drunken Sailor

# Level 1 Lesson 14 Answers continued.

## Level 1 Lesson 14 - Worksheet - Answers

Questions 49 to 52 can be found in the *Musicianship & Aural Training for the Secondary School, Level 1 Books, Page 28.*


 **Question 49: Rhythmic Recognition.** Click on this audio icon to hear these three rhythms being played in a different order from that seen below. You will hear four beats of click track before each playing begins. Write a number in each box beside each rhythm showing the order they are played in.


3  $\frac{4}{4}$  

2  $\frac{4}{4}$  


1  $\frac{4}{4}$  

**Question 50: Rhythmic Dictation.** Use the instructions for **Rhythmic Dictation** given in Level 1, Lesson 1, page 3 to complete this question.

 Click on this audio icon to hear the rhythm for **Question 50: Rhythmic Dictation** played five times. Each playing will be preceded by four beats of click track.



**Question 51: Aural Interval Recognition.**


 Click on this audio icon to hear four intervals played twice each. They will be either a step (*do* to *re* or *re* to *mi*) or a skip (*mi* to *so*). Identify each interval as a step or a skip in the spaces provided.

1. skip                      2. step                      3. skip                      4. step

# Level 1 Lesson 144 Answers continued.

## Level 1 Lesson 14 - Worksheet - Answers Continued

**Listening Activity.** This listening activity can be found in the *Musicianship & Aural Training for the Secondary School*, Level 1 Books, Page 116.

 Click on this audio icon and listen to the "Dance of the Sugar Plum Fairy" from **The Nutcracker Suite** by **Pyotr Ilyich Tchaikovsky**.

In the ballet, this music is played during a scene where Clara and the Prince have returned to the Land of Sweets (where the Prince is ruler). The Prince tells the Sugar Plum Fairy how he was saved by Clara from the Mouse King and is transformed back into a Prince.

1. What family of instruments is playing at the very beginning of this excerpt?

The string family

2. What technique are they using to play in this manner?

Pizzicato

3. What is the time signature of this dance?

$\frac{2}{4}$

4. What unusual instrument plays the melody?

Celeste or Celesta

5. What does this unusual instrument name (it is a French word) mean?

Heavenly

6. What orchestral family does it belong to?

The percussion family

7. Describe the timbre of this instrument?

Example answers: shiny, sweet, bright, clear, resonant, tinkling