


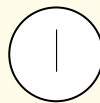
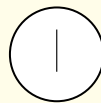
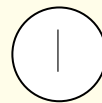

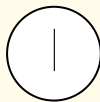
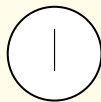
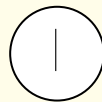



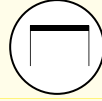
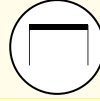




Level 1 Lesson 2 Answers

Level 1 Lesson 2 Page 1 - Activity 1: Rhythm – Revision


 Click on this audio icon to hear "Hot Cross Buns" being sung with the words five times.

Write one, two or no strokes inside each beat circle showing the rhythmic pattern of "Hot Cross Buns".

Beat Circles

			Answer
			
			
			
			

Level 1 Lesson 2 Page 1 - Activity 3: Pitch

 Click on this audio icon to hear "Catch a Flea" being sung with the words. As you listen point to the rhythmic pattern of this song below and determine how many different pitches there are in this song.

Catch a Flea Rhythmic Pattern

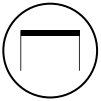
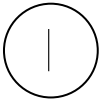
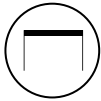
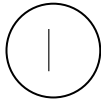
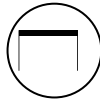
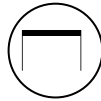
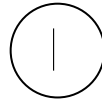

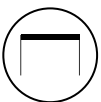
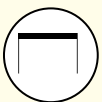
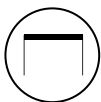
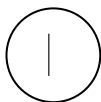
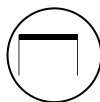
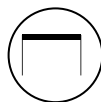
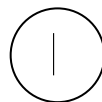



There are three different pitches in this song.

Level 1 Lesson 2 Page 2 - Worksheet Answers

Questions 4 to 6 can be found in the *Musicianship & Aural Training for the Secondary School, Level 1 Books*, page 4.

Question 4: Rhythmic Alterations.

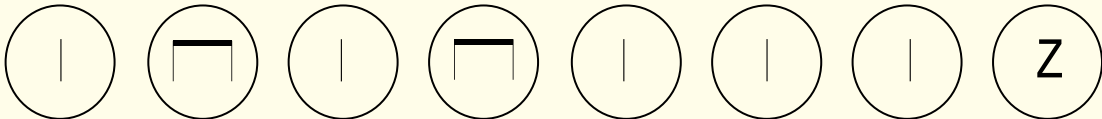
Original Rhythm:								
Altered Rhythm:								

Level 1 Lesson 2 Answers continued.


Level 1 Lesson 2 Page 3 - Worksheet Answers continued

Question 5: Rhythmic Dictation.

Answer




Question 6: Pitch Recognition.


 Click on this audio icon to hear six pairs (groups of two) of notes. Write either "HL" (high note then low note) or "LH" (low note then high note) for each pair of notes you hear in the space provided.

1. HL 2. LH 3. LH 4. HL 5. HL 6. LH

Listening Activity.

 Click on this audio icon to listen to **The Young Person's Guide to the Orchestra by Benjamin Britten** and answer questions **1.** to **6.** using *Musicianship & Aural Training for the Secondary School*, Level 1, page 111 and/or your own research.

1. When did Benjamin Britten compose the "Young Person's Guide to the Orchestra"? 1946
2. Why did Benjamin Britten compose the "Young Person's Guide to the Orchestra"? He was asked to write a piece of music designed to introduce young people to the instruments of the symphony orchestra
3. What did Benjamin Britten originally call the "Young Person's Guide to the Orchestra"? "Variations and Fugue on a Theme of Purcell"
4. Who composed the theme that Benjamin Britten based the "Young Person's Guide to the Orchestra" on? Henry Purcell
5. What was the name of this original theme? "The Moor's Revenge"
6. What do these two composers have in common? They were both English

 Click on this audio icon to listen to **The Moor's Revenge by Henry Purcell** and answer questions **7.** to **9.** **THERE ARE NO INCORRECT ANSWERS FOR THESE QUESTIONS.**

7. Circle the words below that describe the melody of **The Moor's Revenge**.

Simple Complex Dramatic Uses lots of steps Uses lots of leaps Smooth Jagged

8. Circle the words below that describe this rhythm of **The Moor's Revenge**.

Simple Complex Driving Repetitive Relaxed Jerky Clear Unclear

9. Circle any words below that you could use to describe the mood of **The Moor's Revenge**.

Cheerful Friendly Dignified Dreamy Dramatic Jubilant Mystical