



Student Name: _____

VCE Music Performance - Unit 2

Area of Study 3 - Outcome 3

Practice Examination 1 - 2018

Aural & Theory Test

Reading time: 10 minutes

Writing time: 50 minutes

Student Question & Answer Book

Structure of the Aural & Theory Test

Question Type	Number of questions	Number of questions to be answered	Number of marks
Aural	9	9	30
Theory	7	7	22
			Total: 52

Instructions for teachers:

Please read the associated teacher information booklet for more information.

Instructions for students:

This Unit 2 - Practice Examination 1 - Aural & Theory paper consists of 16 questions, all of which need to be answered in the spaces provided.

Students are advised to use pencil or black pen to complete this examination.

There are a total of 52 marks available. The marks allocated to each question are indicated beside each individual question title.

Audio materials are provided for the Aural Section of this Unit 2 - Practice Examination 1 - Aural & Theory paper.

Blank manuscript for rough work is included on page 7.

This publication has been produced by Deborah Smith Music.

This publication is not associated with, or endorsed by, the Victorian Curriculum and Assessment Authority (VCAA).

The VCAA is the ONLY official source of advice on this examination.

This publication should only be used for practice purposes and all information herein should be considered in the context of the information, guidelines and parameters set by the VCAA.

© Deborah Smith Music 2018

Ownership of this publication is non transferable and may only be used and copied by the purchasing school.

This publication may not be distributed, shared or copied by any other party.

Student: Unit 2 - Practice Exam 1 Aural & Theory

Music Language: Aural

Question 1 Recognition of Intervals (3 marks)

Listen to the following intervals.

Each interval will be played twice:

- a. harmonically and/or melodically,
- b. ascending or descending.

Identify the size and the quality of each of these intervals played from these alternatives:

Major 7th minor 3rd minor 6th Major 2nd Major 6th Major 3rd Perfect 5th minor 7th

First playing - 5 seconds of silence
 Second and final playing - 5 seconds of silence

1. _____
2. _____
3. _____

Question 2 Recognition of Scales (3 marks)

Listen to the following scales.

Each scale will be played twice ascending and/or descending.

Identify each scale played from the alternatives:

harmonic minor minor pentatonic natural minor blues scale melodic minor

First playing - 10 seconds of silence
 Second and final playing - 10 seconds of silence

1. _____
2. _____
3. _____

Music Language: Aural - continued

Student: Unit 2 - Practice Exam 1 Aural & Theory

Music Language: Aural cont.

Question 5 Transcription of a Chord Progression (4 marks)

Listen to the following chord progression.

The chord progression begins on the tonic chord and will be played three times, with silent working time between each playing.

Each chord is in root position.

The first chord and last two chords are given.

A one-bar count-in will precede each playing.

Identify the bass note and quality of chords two and three in the blank spaces of the harmonic grid below.

First playing - 10 seconds of silence
 Second playing - 10 seconds of silence
 Third and final playing - 10 seconds of silence

Harmonic Grid	1. <i>la</i>	2.	3.	4. <i>mi</i>	5. <i>la</i>
Bass note	B			F#	B
Quality	minor			Dom 7	minor

Student: Unit 2 - Practice Exam 1 Aural & Theory

Music Language: Aural cont.

Question 6 Recognition of a Melody (2 marks)

Listen to the following five-bar work for panpipes, double bass and snare drum. The work will be played three times. A one-bar count-in will precede each playing.

A transcription of this work is printed below; however, the notation is missing in the panpipes part for bars two and three.

Using the melodic fragments (A-D) below, identify the missing melody by circling the alternative that represents the missing bars of melody.

First playing - 20 seconds of silence
 Second playing - 30 seconds of silence
 Third and final playing - 40 seconds of silence

1 2

Panpipes

Double Bass

Snare Drum

3

Melodic alternatives 1-4

2 3

A

B

C

D

Music Language: Aural - continued


Student: Unit 2 - Practice Exam 1 Aural & Theory

Music Language: Theory

Question 12 Identification of Scales and Tonality (2 marks)

a. Identify the following scale. Choose from the following alternatives:

natural minor blues scale harmonic minor minor pentatonic Major Pentatonic



Scale form _____

b. Identify the tonality of the following melody. Choose from the following alternatives:

natural minor harmonic minor melodic minor minor pentatonic blues scale




Scale form _____

Question 13 Writing Scale (3 marks)

Complete the ascending melodic minor scale on the printed staff below. Things to note:

- You must begin on the printed note
- The notes you write must be dotted minims
- You must use the key signature and accidentals as per music notation rules.





Student Name: _____

VCE Music Performance - Unit 2

Area of Study 3 - Outcome 3

Practice Examination 1 - 2018

Written Test - Listening & Interpretation

Reading time: 5 minutes

Writing time: 35 minutes

Student Question & Answer Book

Structure of this book

Section	Number of questions	Number of questions to be answered	Number of marks
Listening & Interpretation	3	3	24
			Total: 24

Instructions for teachers:

Please read the associated teacher information booklet for more information.

Instructions for students:

This exam consists of 3 questions, both of which need to be answered in the spaces provided.

Note that Question 2 has two parts to be answered: a. and b.

There are a total of 24 marks available. The marks allocated to each question are indicated beside each individual question title.

Audio material is provided for this examination.

This publication has been produced by Deborah Smith Music.

This publication is not associated with, or endorsed by, the Victorian Curriculum and Assessment Authority (VCAA).

The VCAA is the ONLY official source of advice on this examination.

This publication should only be used for practice purposes and all information herein should be considered in the context of the information, guidelines and parameters set by the VCAA.

© Deborah Smith Music 2018

Ownership of this publication is non transferable and may only be used and copied by the purchasing school.

This publication may not be distributed, shared or copied by any other party.



Student Information Booklet

VCE Music Performance - Unit 2 Area of Study 3 - Outcome 3 Practical Examination 1 - 2018

Practical Test

Preparation time: 5 minutes

Examination time: 5 to 15 minutes

Structure of the Practical Test

Question Type	Number of tasks	Number of tasks to be completed	Number of marks
Practical	6	6	24
			Total: 24

This publication has been produced by Deborah Smith Music.

This publication is not associated with, or endorsed by, the Victorian Curriculum and Assessment Authority (VCAA).

The VCAA is the ONLY official source of advice on this examination.

This publication should only be used for practice purposes and all information herein should be considered in the context of the information, guidelines and parameters set by the VCAA.

© Deborah Smith Music 2018

Ownership of this publication is non transferable and
may only be used and copied by the purchasing school.

This publication may not be distributed, shared or copied by any other party.



Teacher Information Booklet

VCE Music Performance - Unit 2 Area of Study 3 - Outcome 3 Practice Examination 1 - 2018

Marking Structure

Section	Maximum Marks per section
Aural & Theory	20
Listening & Interpretation	20
Practical	20
Total	100

This publication has been produced by Deborah Smith Music.

This publication is not associated with, nor endorsed by, the Victorian Curriculum and Assessment Authority (VCAA).

The VCAA is the ONLY official source of advice on this examination.

This publication should only be used for practice purposes and all information herein should be considered in the context of the information, guidelines and parameters set by the VCAA.

Acknowledgements

I would like to thank Jenny Gillan for the analysis questions and suggested answers and to everyone who has helped bring this paper to fruition.

© Deborah Smith Music 2018

Ownership of this publication is non transferable and may only be used and copied by the purchasing school.

This publication may not be distributed, shared or copied by any other party.

Contents

Page iii	Teacher Information
	Unit 2 Practice Examination 1 Structure
Page iv	Aural & Theory Test - Audio Material Instructions
	Aural & Theory Test - Content Information
Page v	Aural & Theory Test - Teacher Version (including suggested answers and links to audio material)
Page xviii	Written Test - Listening & Interpretation - Audio Material Instructions
Page xix	Written Test - Listening & Interpretation - Teacher Booklet (including suggested answers and links to audio material)
Page xxiv	Practical Test - Content Information
Page xxv	Practical Test - Student Booklet
Page xxx	Practical Test - Sample Musical Examples
	Sample Melodic Fragments
Page xxxi	Sample Melodic Fragment Notation Sheet
Page xxxii	Sample Chord Progressions for Bassline Singing
Page xxxiii	Sample Rhythmic Fragments
Page xxxiv	Sample Student Marks Sheet

Teacher Information

This VCE Music Performance - Unit 2, Practice Examination 1 - 2018 has been written to assist teachers in the preparation of students undertaking VCE Music Performance Unit 2 and should be used for practice purposes only.

The Victorian Curriculum and Assessment Authority (**VCAA**) is the **ONLY** official source for advice on this examination. Teachers should use this practice examination in the context of the information, guidelines and parameters provided by the **VCAA**.

In particular, teachers should only use the information given by the **VCAA** when advising students of terminology for use in answering questions, question format and wording, possible question types, etc.

The "Examination specifications" document and the "Sample aural and written examination" (published online at www.vcaa.vic.edu.au) give parameters and content for each question type. Teachers and students should be aware of these parameters etc.

The VCE Report for Teachers, based on previous VCE Aural and Written Examinations also contains useful advice on how to approach and answer questions. A list of official resources is available on the **VCAA** website.

Unit 2 Practice Examination 1 Structure

There are three separate sections (papers) included in this Music Performance - Unit 2, Area of Study 3 - Outcome 3, Practice Examination 1 - 2018:

- an aural and theory test
- a written (listening and interpretation/critical response) test
- a practical test


The three sections may be completed across one or more sessions but each separate paper should be completed in one session.

The format for the practical task should be provided to the students in advance.

Aural & Theory Test - Audio Material Instructions

The audio material required for this Music Performance - Unit 2, Area of Study 3 - Outcome 3, Practice Examination 1 - 2018 is available in this teacher booklet in two ways:

1. A **complete audio file link**, designed to run from beginning to end of the Aural test, is included at the beginning of the Aural & Theory Test Teacher Version (Teacher Page vi) and
2. Individual question playings (without speaking) are available by clicking on the **CD icons** beside each question requiring audio.

These audio files can be downloaded onto the purchaser's computer by clicking on the download link button:  in the audio file and saving the file into a folder of choice. Once this has been done, the file can be played using a program (such as Windows Media Player or VLC Media Player) that gives the user more control over pausing, replaying etc if required.

Aural & Theory Test - Content Information

This "Music Performance - Unit 2, Area of Study 3 - Outcome 3, Practice Examination 1 - 2018" Aural & Theory test is based on the skills and knowledge taught in the "Music Literacy & Aural Training for the Secondary School" Level 3 (2nd Edition) book, up to & including Section 11.

The following pages v to xiii of this Teacher Information Booklet contain the Teacher Version of the "Music Performance - Unit 2, Area of Study 3 - Outcome 3, Practice Examination 1 - 2018" Aural & Theory Test



Teacher Version

VCE Music Performance - Unit 2

Area of Study 3 - Outcome 3

Practice Examination 1 - 2018

Aural & Theory Test

Reading time: 10 minutes

Writing time: 50 minutes

Teacher Version - Question & Answer Book

Structure of the Aural & Theory Test

Question Type	Number of questions	Number of questions to be answered	Number of marks
Aural	9	9	30
Theory	7	7	22
			Total: 52

Instructions for teachers:

Please read the associated teacher information booklet for more information.

Instructions for students:

This Unit 2 - Practice Examination 1 - Aural & Theory paper consists of 16 questions, all of which need to be answered in the space provided.

Students are advised to use pencil NOT pen to complete this examination.

There are a total of 52 marks available. The marks allocated to each question are indicated beside each individual question title.

Audio materials provided for the Aural Section of this Unit 2 - Practice Examination 1 - Aural & Theory are available on page 6.

Blank manuscript for rough work is included on page 7.

This publication has been produced by Deborah Smith Music.

This publication is not associated with, or endorsed by, the Victorian Curriculum and Assessment Authority (VCAA).

The VCAA is the ONLY official source of advice on this examination.

This publication should only be used for practice purposes and all information herein should be considered in the context of the information, guidelines and parameters set by the VCAA.

© Deborah Smith Music 2018

Ownership of this publication is non transferable and may only be used and copied by the purchasing school.

This publication may not be distributed, shared or copied by any other party.

Teacher: Unit 2 - Practice Exam 1 Aural & Theory

Music Language: Aural

Click on CD icons for individual question playings or click [here for full Section B Audio File.](#)

Question 1 Recognition of Intervals (3 marks)

01

Listen to the following intervals.

Each interval will be played twice:

- a. harmonically and/or melodically,
- b. ascending or descending.

Identify the size and the quality of each of these intervals played from these alternatives:

Major 7th minor 3rd minor 6th Major 2nd Major 6th Major 3rd Perfect 5th minor 7th

First playing - 5 seconds of silence
 Second and final playing - 5 seconds of silence

1. _____

2. _____

3. _____

Question 2 Recognition of Scale (3 marks)

02

Listen to the following scale.

Each scale will be played twice, ascending and/or descending.

Identify each scale played from the alternatives:

harmonic minor minor pentatonic natural minor blues scale melodic minor

First playing - 10 seconds of silence
 Second and final playing - 10 seconds of silence

1. _____

2. _____

3. _____

Teacher: Unit 2 - Practice Exam 1 Aural & Theory

Music Language: Aural cont.

Question 5 Transcription of a Chord Progression (4 marks)

05

Listen to the following chord progression.

The chord progression begins on the tonic chord and will be played three times, with silent working time between each playing.

Each chord is in root position.

The first chord and last two chords are given.

A one-bar count-in will precede each playing.

Identify the bass note and quality of chords two and three in the blank spaces of the harmonic grid below.

First playing - 10 seconds of silence
 Second playing - 10 seconds of silence
 Third and final playing - 10 seconds of silence

Harmonic Grid	1. <i>la</i>		4. <i>mi</i>	5. <i>la</i>
Bass note	B		F#	B
Quality	minor		Dom 7	minor

Teacher: Unit 2 - Practice Exam 1 Aural & Theory

Music Language: Aural cont.

Question 6 Recognition of a Melody (2 marks)

06

Listen to the following five-bar work for panpipes, double bass and snare drum. The work will be played three times. A one-bar count-in will precede each playing.

A transcription of this work is printed below; however, the notation is missing in the panpipes part for bars two and three.

Using the melodic fragments (A-D) below, identify the missing melody by circling the alternative that represents the missing bars of melody.

First playing - 20 seconds of silence
Second playing - 50 seconds of silence

Panpipes

Double Bass

Snare Drum

Melodic alternatives

Written Test - Listening & Interpretation - Audio Material Instructions

For each question in of this Music Performance - Unit 3, Area of Study 3 - Outcome 3, Sample SAC 1- 2018 Written test teacher booklet (pages 37 to 41), an interactive link is provided e.g. "[Wuthering Heights](#)". Clicking on this link will take you to the associated page on the dsmusic.com.au website.

Due to copyright restrictions, related videos (**for audio use only**) have been embedded in the website individually (but with appropriate timing set where necessary so the required portion of the track will play when clicked).

Follow the instructions given on the linked page to give the audio material required by the students for that question. A stopwatch timer has also been included on these pages for teachers to use with timing students writing time. It is advised that teachers familiarise themselves with this material prior to giving this practice examination to students.

The following pages xix to xxv of this Teacher Information Booklet contain the Teacher Version of the "Music Performance - Unit 2, Area of Study 3 - Outcome 3, Practice Examination 1 - 2018" Written Test - Listening & Interpretation



Teacher Version

VCE Music Performance - Unit 2

Area of Study 3 - Outcome 3

Practice Examination 1 - 2018

Written Test - Listening & Interpretation

Reading time: 5 minutes

Writing time: 35 minutes

Teacher Version - Question & Answer Book

Structure of this booklet

Section	Number of questions	Number of questions to be answered	Number of marks
Listening & Interpretation	3	3	24
			Total: 24

Instructions for teachers:

Please read the associated teacher information booklet for more information.

Instructions for students:

This exam consists of three questions, both of which need to be answered in the spaces provided.

Note that Question 1 has two parts to be answered: a. and b.

There are a total of 24 marks available. The marks allocated to each question are indicated beside each individual question title.

Audio material is provided for this examination.

This publication has been produced by Deborah Smith Music.

This publication is not associated with, or endorsed by, the Victorian Curriculum and Assessment Authority (VCAA).

The VCAA is the ONLY official source of advice on this examination.

This publication should only be used for practice purposes and all information herein should be considered in the context of the information, guidelines and parameters set by the VCAA.

© Deborah Smith Music 2018

Ownership of this publication is non transferable and may only be used and copied by the purchasing school.

This publication may not be distributed, shared or copied by any other party.

Practical Test - Content Information

This "Music Performance - Unit 2, Area of Study 3 - Outcome 3, Practice Examination 1 - 2018" Practical test is based on the skills and knowledge taught in the "Musicianship & Aural Training for the Secondary School" Level 3 (2nd Edition) book, up to & including Section 11.

The following pages xxvii to xxxi of this Teacher Information Booklet contain the Student Information Booklet for the "Music Performance - Unit 2, Area of Study 3 - Outcome 3, Practice Examination 1 - 2018" Practical Test



Student Information Booklet

VCE Music Performance - Unit 2

Area of Study 3 - Outcome 3

Practical Examination 1 - 2018

Practical Test

Preparation time: 5 minutes

Examination time: 5 to 15 minutes

Structure of the Practical Test

Question Type	Number of tasks	Number of tasks to be completed	Number of marks
Practical	6	6	24
			Total: 24

This publication has been produced by Deborah Smith Music.

This publication is not associated with, or endorsed by, the Victorian Curriculum and Assessment Authority (VCAA).

The VCAA is the ONLY official source of advice on this examination.

This publication should only be used for practice purposes and all information herein should be considered in the context of the information, guidelines and parameters set by the VCAA.

© Deborah Smith Music 2018

Ownership of this publication is non transferable and may only be used and copied by the purchasing school.

This publication may not be distributed, shared or copied by any other party.

Student: Unit 2 - Practice Examination 1 Practical

Music Language: Practical cont.

Question Types and Content Specifics cont.

Melody

Melodic elements included in this Practical Test may be any from the "Musicianship & Aural Training for the Secondary School" Level 3 (2nd Edition) book, up to & including Section 11

- Sightsing a Major or melodic minor melody (given visually) in solfa with handsigns.
- Reproduce (sing back) and notate (with the rhythm given) a one-bar Major or melodic minor melody (given aurally).
- Improvise on a two or three note Major or melodic minor motif (given aurally) by singing in solfa

Triads

Triads included in this Practical Test may be any from the "Musicianship & Aural Training for the Secondary School" Level 3 (2nd Edition) book, up to & including Section 11

- Sing triads in solfa and/or letter names, labelling intervals, ascending and/or descending
- Sing triads in solfa with handsigns, from the same bottom note labelling chord type, ascending and/or descending

Chord progressions

Chord progressions included in this Practical Test may be any from the "Musicianship & Aural Training for the Secondary School" Level 3 (2nd Edition) book, up to & including Section 11

- Sing the Major chord triad in solfa with handsigns
- Sing root position triads in solfa with handsigns, from the same bottom note in Major scales
- Reproduce (sing back) basslines of short Major chord progressions (played on an instrument) in solfa with handsigns

Student: Unit 2 - Practice Examination 1 Practical

Music Language: Practical cont.

Example Practical Test

Students may choose one of the options given when the word OR occurs below.	Very low (.5 mark)	Low (1 marks)	Medium (2 marks)	High (3 marks)	Very High (4 marks)
Mark					/24