



Student Name: _____

VCE Music Performance - Unit 1

Area of Study 3 - Outcome 3

Practice Examination 1 - 2018

Aural & Theory Test

Reading time: 10 minutes

Writing time: 50 minutes

Student Question & Answer Book

Structure of the Aural & Theory Test

Question Type	Number of questions	Number of questions to be answered	Number of marks
Aural	9	9	30
Theory	7	7	22
			Total: 52

Instructions for students:

This Unit 1 - Practice Examination 1 - Aural & Theory paper consists of 16 questions, all of which need to be answered in the space provided.

Students are advised to use pencil NOT pen to complete this examination.

There are a total of 46 marks available. The marks allocated to each question are indicated beside each individual question title.

Audio material is provided for the Aural Section of this Unit 1 - Practice Examination 1 - Aural & Theory paper.

Blank manuscript for rough work is included on page 7.

This publication has been produced by Deborah Smith Music.

This publication is not associated with, or endorsed by, the Victorian Curriculum and Assessment Authority (VCAA).

The VCAA is the ONLY official source of advice on this examination.

This publication should only be used for practice purposes and all information herein should be considered in the context of the information, guidelines and parameters set by the VCAA.

© Deborah Smith Music 2018

Ownership of this publication is non transferable and may only be used and copied by the purchasing school.

This publication may not be distributed, shared or copied by any other party.

Student: Unit 1 - Practice Exam 1 Aural & Theory

Music Language: Aural cont.

Question 3 Recognition of Intervals and Tonality (2 marks)

Listen to the following four-bar melody. The melody will be played three times. The rhythm of the melody is provided. A two-bar count in will precede each playing.



First playing - 10 seconds of silence
 Second playing - 10 seconds of silence
 Third and final playing - 10 seconds of silence

- i.** Identify the size and quality of the interval marked with a bracket. (1 marks)

- ii.** Identify the tonality of the melody. (1 mark)

Question 4 Recognition of Triads (4 marks)

Listen to the following Major or minor triads. Each triad will be played twice, in block harmony and/or as an arpeggio.

Identify each triad played from these alternatives:

Major minor

First playing of each triad - 10 seconds of silence
 Second and final playing of each triad - 10 seconds of silence

1. _____
2. _____
3. _____
4. _____

Music Language: Aural - continued

Student: Unit 1 - Practice Exam 1 Aural & Theory

Music Language: Aural cont.

Question 5 Transcription of a Chord Progression (4 marks)

Listen to the following chord progression.

The chord progression begins on the tonic chord and will be played three times, with silent working time between each playing.

Each chord is in root position and the progression ends with a perfect or plagal cadence.

The first two chords are given. A one-bar count-in will precede each playing.

Identify the bass note and quality of chords 2 and 3 in the blank spaces of the harmonic grid below.

First playing - 10 seconds of silence
 Second playing - 10 seconds of silence
 Third and final playing - 10 seconds of silence

Harmonic Grid	1. <i>do</i>	2.	3.	4. <i>do</i>
Bass note	G			G
Quality	Major			Major

Student: Unit 1 - Practice Exam 1 Aural & Theory

Music Language: Theory

Question 12 Identification of Scales and Tonality (2 marks)

a. Identify the following scale. Choose from the following alternatives:

melodic minor harmonic minor Major natural minor



Scale form _____

b. Identify the scale of the following melody. Choose from the following alternatives:

natural minor melodic minor Major harmonic minor

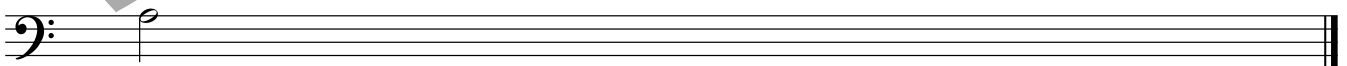


Scale form _____

Question 13 Writing Scales (3 marks)

Complete the descending Major scale on the printed staff below. Things to note:

- You must begin on the printed note
- The notes you write must be minims
- You must use the key signature





Student Name: _____

VCE Music Performance - Unit 1

Area of Study 3 - Outcome 3

Practice Examination 1 - 2018

Written Test - Listening & Interpretation

Reading time: 5 minutes

Writing time: 25 minutes

Student Question & Answer Book

Structure of this book

Section	Number of questions	Number of questions to be answered	Number of marks
Listening & Interpretation	2	2	18
			Total: 18

Instructions for teachers:

Please read the associated teacher information booklet for more information.

Instructions for students:

This exam consists of two questions, both of which need to be answered in the spaces provided.

Note that Question 1 has two parts to be answered: a. and b.

Students are advised to use pencil NOT pen to complete this examination.

There are a total of 18 marks available. The marks allocated to each question are indicated beside each individual question title.

Audio material is provided for this examination.

This publication has been produced by Deborah Smith Music.

This publication is not associated with, or endorsed by, the Victorian Curriculum and Assessment Authority (VCAA).

The VCAA is the ONLY official source of advice on this examination.

This publication should only be used for practice purposes and all information herein should be considered in the context of the information, guidelines and parameters set by the VCAA.

© Deborah Smith Music 2018

Ownership of this publication is non transferable and may only be used and copied by the purchasing school.

This publication may not be distributed, shared or copied by any other party.



Student Information Booklet

VCE Music Performance - Unit 1 Area of Study 3 - Outcome 3 Practical Examination 1 - 2018

Practical Test

Preparation time: 5 minutes

Examination time: 5 to 15 minutes

Structure of the Practical Test

Question Type	Number of tasks	Number of tasks to be completed	Number of marks
Practical	6	6	30
			Total: 30

This publication has been produced by Deborah Smith Music.

This publication is not associated with, or endorsed by, the Victorian Curriculum and Assessment Authority (VCAA).

The VCAA is the ONLY official source of advice on this examination.

This publication should only be used for practice purposes and all information herein should be considered in the context of the information, guidelines and parameters set by the VCAA.

© Deborah Smith Music 2018

Ownership of this publication is non transferable and
may only be used and copied by the purchasing school.

This publication may not be distributed, shared or copied by any other party.

Student: Unit 1 - Practice Examination 1 Practical

Music Language: Practical

Question Types and Content Specifics

Practical Assessment Question Types and content that may be included on this Unit 3 Sample SAC are as follows:

Rhythm

Rhythms included in this Practical Test may be any from the "Musicianship & Aural Training for the Secondary School" Level 3 (2nd Edition) book, up to & including Section 6

- Read a two-bar rhythm (given visually) in rhythm names while conducting the beat
- Reproduce a one-bar rhythm (given aurally) in rhythm names while tapping the beat
- Improvise on a one-bar rhythmic pattern (given aurally) by clapping and saying the rhythm names of four bars

Scales

Scales included in this Practical Test may be any from the "Musicianship & Aural Training for the Secondary School" Level 3 (2nd Edition) book, up to & including Section 6

- Sing any scale in solfa with handsigns, ascending and/or descending
- Sing any scale (with up to two sharps or two flats in the key signature) in letter names ascending and/or descending
- Sing a sequence of fourths moving in Major or melodic minor scales i.e. *drmd, rmfr, mfsm, fslf* etc
- Sing scales using given rhythmic ostinati

Intervals

Intervals included in this Practical Test may be any from the "Musicianship & Aural Training for the Secondary School" Level 3 (2nd Edition) book, up to & including Section 6

- Sing intervals from a given lower or upper note
- Sing all Major and Perfect and/or minor and Perfect intervals ascending and descending in solfa with handsigns (see pages 6 and 7 of the "Musicianship & Aural Training for the Secondary School" Lvl 3 (2nd Edition) book
- Sing consecutive intervals within a scale

Practical - continued



Teacher Information Booklet

VCE Music Performance - Unit 1 Area of Study 3 - Outcome 3 Practice Examination 1 - 2018

Marking Structure

Section	Maximum Marks per section
Aural & Theory	20
Listening & Interpretation	10
Practical	70
Total	100

This publication has been produced by Deborah Smith Music.

This publication is not associated with, nor endorsed by, the Victorian Curriculum and Assessment Authority (VCAA).

The VCAA is the ONLY official source of advice on this examination.

This publication should only be used for practice purposes and all information herein should be considered in the context of the information, guidelines and parameters set by the VCAA.

Acknowledgements

Many thanks to Jenny Gillan for the analysis questions and suggested answers and to everyone who has helped bring this paper to fruition.

© Deborah Smith Music 2018

Ownership of this publication is non transferable and may only be used and copied by the purchasing school.

This publication may not be distributed, shared or copied by any other party.

Contents

Page iii	Teacher Information
	Unit 1 Practice Examination 1 Structure
Page iv	Aural & Theory Test - Audio Material Instructions
	Aural & Theory Test - Content Information
Page v	Aural & Theory Test - Teacher Version (including suggested answers and links to audio material)
Page xviii	Written Test - Listening & Interpretation - Audio Material Instructions
Page xix	Written Test - Listening & Interpretation - Teacher Booklet (including suggested answers and links to audio material)
Page xxiv	Practical Test - Content Information
Page xxv	Practical Test - Student Booklet
Page xxx	Practical Test - Sample Musical Examples
	Sample Melodic Fragments
Page xxxi	Sample Melodic Fragment Notation Sheet
Page xxxii	Sample Chord Progressions for Bassline Singing
Page xxxiii	Sample Rhythmic Fragments
Page xxxiv	Sample Student Marks Sheet

Teacher Information

This VCE Music Performance - Unit 1, Practice Examination 1 - 2018 has been written to assist teachers in the preparation of students undertaking VCE Music Performance Unit 1 and should be used for practice purposes only.

The Victorian Curriculum and Assessment Authority (**VCAA**) is the **ONLY** official source for advice on this examination. Teachers should use this practice examination in the context of the information, guidelines and parameters provided by the **VCAA**.

In particular, teachers should only use the information given by the **VCAA** when advising students of terminology for use in answering questions, question format and wording, possible question types, etc.

The "Examination specifications" document and the "Sample aural and written examination" (published online at www.vcaa.vic.edu.au) give parameters and content for each question type. Teachers and students should be aware of these parameters etc.

The VCE Report for Teachers, based on previous VCE Aural and Written Examinations also contains useful advice on how to approach and answer questions. A list of official resources is available on the **VCAA** website.

Unit 1 Practice Examination 1 Structure

There are three separate sections (papers) included in this Music Performance - Unit 1, Area of Study 3 - Outcome 3, Practice Examination 1 - 2018:

- an aural and theory test
- a written (listening and interpretation/critical response) test
- a practical test


The three sections may be completed across one or more sessions but each separate paper should be completed in one session.

The format for the practical task should be provided to the students in advance.

Aural & Theory Test - Audio Material Instructions

The audio material required for this Music Performance - Unit 3, Area of Study 3 - Outcome 3, Sample SAC 1- 2018 is available in this teacher booklet in two ways:

1. A [complete audio file link](#), designed to run from beginning to end of the Aural test, is included at the beginning of the Aural & Theory Test Teacher Version (Teacher Page vi) and
2. Individual question playings (without speaking) are available by clicking on the **CD icons** beside each question requiring audio.

These audio files can be downloaded onto the purchaser's computer by clicking on the download link button:  in the audio file and saving the file into a folder of choice. Once this has been done, the file can be played using a program (such as Windows Media Player or VLC Media Player) that gives the user more control over pausing, replaying etc if required.

Aural & Theory Test - Content Information

This "Music Performance - Unit 1, Area of Study 3 - Outcome 3, Practice Examination 1 - 2018" Aural & Theory test is based on the skills and knowledge taught in the "Music Literacy & Aural Training for the Secondary School" Level 3 (2nd Edition) book, up to & including Section 6.

The following pages v to xiii of this Teacher Information Booklet contain the Teacher Version of the "Music Performance - Unit 1, Area of Study 3 - Outcome 3, Practice Examination 1 - 2018" Aural & Theory Test

Teacher: Unit 1 - Practice Exam 1 Aural & Theory

Music Language: Aural cont.

Question 9 Transcription of a Rhythm (5 marks)

09

Listen to the following four-bar excerpt. The excerpt will be played five times. A one-bar count-in will precede each playing.

Transcribe the missing rhythmic notation for bars 2 and 3 of the side drum part.

- First playing - 15 seconds of silence
- Second playing - 15 seconds of silence
- Third playing - 20 seconds of silence
- Fourth playing - 20 seconds of silence
- Fifth and final playing - 20 seconds of silence

The musical score is for Side Drum and Triangle in 4/4 time. It consists of four bars.
 - **Bar 1:** Side Drum has a dotted quarter note followed by a quarter note. Triangle has a quarter note followed by a quarter note, then a quarter note followed by a quarter note, and finally a quarter note followed by a quarter note.
 - **Bar 2:** Side Drum part is missing (purple box). Triangle has a quarter note followed by a quarter note, then a quarter note followed by a quarter note, and finally a quarter note followed by a quarter note.
 - **Bar 3:** Side Drum part is missing (purple box). Triangle has a quarter note followed by a quarter note, then a quarter note followed by a quarter note, and finally a quarter note followed by a quarter note.
 - **Bar 4:** Side Drum has a dotted quarter note followed by a quarter note. Triangle has a quarter note followed by a quarter note, then a quarter note followed by a quarter note, and finally a quarter note followed by a quarter note.
 A large 'Sample page ONLY' watermark is overlaid diagonally across the score.

Written Test - Listening & Interpretation - Audio Material Instructions

For each question in of this Music Performance - Unit 3, Area of Study 3 - Outcome 3, Sample SAC 1- 2018 Written test teacher booklet (pages 37 to 41), an interactive link is provided e.g. "[Wuthering Heights](#)". Clicking on this link will take you to the associated page on the dsmusic.com.au website.

Due to copyright restrictions, related videos (**for audio use only**) have been embedded in the website individually (but with appropriate timing set where necessary so the required portion of the track will play when clicked).

Follow the instructions given on the linked page to give the audio material required by the students for that question. A stopwatch timer has also been included on these pages for teachers to use with timing students writing time. It is advised that teachers familiarise themselves with this material prior to giving this practice examination to students.

The following pages xix to xxiii of this Teacher Information Booklet contain the Teacher Version of the "Music Performance - Unit 3, Area of Study 3 - Outcome 3, Practice Examination 1 - 2018" Written Test - Listening & Interpretation

Teacher: Unit 1 - Practice Exam 1 Listening & Interpretation

Music Language: Listening & Interpretation

Question 1 (8 marks)

Work: "**Jeffrey Smart (Silver City)**"

Composers: David Bridie, Dean Addison and Greg Patten

Performers: My Friend the Chocolate Cake

Album: *The Revival Meeting* (My Friend the Chocolate Cake, 2017)

The excerpt will be played three times. There will be silent working time after the second and third playings.

First playing (1'53") - 10 seconds of silence
Second playing (1'53") - 2 minutes of silence

a. Describe how the performers have used articulation to create character in this excerpt. 4 marks

Possible points to be included in answer:

- × Character – [redacted]
- × The use of [redacted]. The effect is of [redacted] character.
- × The [redacted].
- × Any [redacted]
- × Sharp [redacted] character
- × A similar effect is created on [redacted]
- × [redacted]
- × Vocal articulation
 - o [redacted]
 - [redacted]
- × The [redacted].
- × Backing singers
 - o [redacted]
 - [redacted]
 - [redacted]

Practical Test - Content Information

This "Music Performance - Unit 1, Area of Study 3 - Outcome 3, Practice Examination 1 - 2018" Practical test is based on the skills and knowledge taught in the "Musicianship & Aural Training for the Secondary School" Level 3 (2nd Edition) book, up to & including Section 6.

The following pages xxv to xxix of this Teacher Information Booklet contain the Student Information Booklet for the "Music Performance - Unit 1, Area of Study 3 - Outcome 3, Practice Examination 1 - 2018" Practical Test



Student Information Booklet

VCE Music Performance - Unit 1

Area of Study 3 - Outcome 3

Practical Examination 1 - 2018

Practical Test

Preparation time: 5 minutes

Examination time: 5 to 15 minutes

Structure of the Practical Test

Question Type	Number of tasks	Number of tasks to be completed	Number of marks
Practical	6	6	30
			Total: 30

This publication has been produced by Deborah Smith Music.

This publication is not associated with, or endorsed by, the Victorian Curriculum and Assessment Authority (VCAA).

The VCAA is the ONLY official source of advice on this examination.

This publication should only be used for practice purposes and all information herein should be considered in the context of the information, guidelines and parameters set by the VCAA.

© Deborah Smith Music 2018

Ownership of this publication is non transferable and may only be used and copied by the purchasing school.

This publication may not be distributed, shared or copied by any other party.

Sample Melodic Fragment Notation Sheet:

Major Melodic Fragment Notation

Musical notation for a Major Melodic Fragment in 4/4 time. The notation consists of two staves. The top staff is a single-line staff with a 4/4 time signature and a double bar line at the end. It contains a sequence of notes: a quarter note G4, a quarter note A4, a quarter note B4, a quarter note C5, a quarter note D5, a quarter note E5, and a quarter note F5. The bottom staff is a five-line staff with a treble clef and a 4/4 time signature. It contains a single quarter note G3 on the first line.

Melodic Minor Melodic Fragment Notation

Musical notation for a Melodic Minor Melodic Fragment in 4/4 time. The notation consists of two staves. The top staff is a single-line staff with a 4/4 time signature and a double bar line at the end. It contains a sequence of notes: a quarter note G4, a quarter note A4, a quarter note B4, a quarter note C5, a quarter note D5, a quarter note E5, and a quarter note F5. The bottom staff is a five-line staff with a treble clef, two flats (Bb and Eb), and a 4/4 time signature. It contains a single quarter note G3 on the first line.

Sample page Only

Sample Chord Progressions for Bassline Singing

Instructions: A chord progression should be played three times with 10 seconds in between each playing. The student should then sing the bassline of the chord progression back in solfa with handsigns.

Major Chord Progression 1




Major Chord Progression 2



Harmonic Minor Chord Progression 1



Harmonic Minor Chord Progression 2



Sample page only

Sample Rhythmic Fragments

Instructions: A rhythmic fragment should be played three times with 10 seconds in between each playing. The student should then say the rhythmic fragment in rhythms names with conducting.

Compound Time Rhythmic Fragment 1



Compound Time Rhythmic Fragment 2



Simple Time Rhythmic Fragment 1



Simple Time Rhythmic Fragment 2



Sample Page Only

VCE Music Performance - Unit 1
Area of Study 3 - Outcome 3
Practice Examination 1 - 2018
Sample Student Marks Sheet

Student: _____

Total VCE Music Performance - Unit 1
Practice Examination 1 - 2018
Mark: _____ / 100

Section	Marks achieved
Aural & Theory	/52
Listening & Interpretation	/18
Practical	/30
Total	/100