

S2 Musicianship Practice Sheet (Reference: Level 3 Books, page 28)

The activities found in this **Section 2 Musicianship Practice Sheet** practice all the concepts taught in Section 2. These should be used after students have worked through all the concepts, activities, worksheets etc found in Section 2 to consolidate this knowledge.

Students should not progress to the next Section until all concepts in the previous section are well known. See **S1 Musicianship Practice Sheet (Reference: Level 3 Books, page 14)** for more information about practice musicianship tasks.

Ways to Practice Musicianship Concepts - Inner Hearing

Once a concept is **known** throughly it still needs to continue to be practiced. Adding layers of difficulty to the tasks listed below can make a repetitive task challenging and interesting again.

Inner Hearing is the ability to hear notes and music inside our heads without the need to play or sing out-loud. We first do this when we learn to read words in a book in our heads.

Here are some examples of inner hearing in practice tasks such as those below:

Rhythm:

- inner hear a particular rhythm (e.g. crotchets to quavers) or
- inner hear everything **except** a particular rhythm;
- inner hearing rhythms on a particular beat(s) or pulse(es) per bar

Scales:

- inner hear a particular note or set of notes within a scale (e.g. inner hear all *dos*, *mis* and *sos* each time they occur);
- inner hear every second or third etc note

Intervals:

- inner hear a particular interval (e.g. inner hear all Perfect intervals);
- inner hear a particular note or set of notes (e.g. inner hear all *dos*, *mis* and *sos* each time they occur);









Melody:

- inner hear a particular note or set of notes within a scale (e.g. inner hear all *dos*, *mis* and *sos* each time they occur);
- inner hearing notes on a particular beat(s) or pulse(es) per bar;
- inner hearing notes on a particular rhythm (e.g. don't sing outloud on a crotchet etc)

Chords and Chord Progressions:







- inner hear a particular note (e.g. all *dos*);
- inner hear a note in a particular place (e.g. inner hear the root note of each chord or the top note etc)

S2 Rhythm






Practice Activities based on Section 2 Content	Resources
Read simple time rhythms in rhythm names with conducting	Rhythmic Examples 5 to 13, Pages 15 to 17 Completed Section 2 Transcription Exercises S2 Rhythm Sightreading Sheets 1  and 2 
Compose simple time rhythms using ONLY rhythms in Section 2	S2 Rhythm Worksheet 4 
Complete all Section 2 Rhythm Worksheets	S2 Rhythm Worksheet 1  S2 Rhythm Worksheet 2  S2 Rhythm Worksheet 3  S2 Rhythm Worksheet 4 
Practice Rhythmic Clever Echo	S2 Clever Echo Video 1 

S2 Musicianship Practice Sheet cont. (Reference: Level 3 Books, page 14)




S2 Scales

Practice Activities based on Section 2 Content	Resources
Sing the Major scale in solfa with handsigns	S1 Video 7a
Sing C, G, F, D, B \flat , A & E \flat Major scales in letter names	
Complete all Section 2 Scales Worksheets	S2 Scales Worksheet 1  S2 Scales Worksheet 2  S2 Scales Worksheet 3  S2 Scales Worksheet 4  S2 Scales Worksheet 5  S2 Scales Worksheet 6 

S2 Intervals

Practice Activities based on Section 2 Content	Resources
Sing all Major & Perfect Intervals in solfa with handsigns	S1 Video 11a
Sing all Minor & Perfect Intervals in solfa with handsigns	S1 Video 12a
Sing the C Major scale with intervals in solfa with handsigns	S1 Video 13a
Complete all Section 2 Intervals Worksheets	S2 Intervals Worksheet 1  S2 Intervals Worksheet 2  S2 Intervals Worksheet 3  S2 Intervals Worksheet 4 
Practice Intervals Clever Echo	S2 Clever Echo Video 2 

S2 Melody

Practice Activities based on Section 2 Content	Resources
Sing one C Major melody, in treble or bass clef, in solfa with handsigns.	S2 Melody Sightreading Sheets 1 
Compose C Major melodies, in treble or bass clef, then sing in solfa with handsigns.	S1 Melody Worksheet 2 
Practice Melody Clever Echo	S2 Clever Echo Video 3 

S2 Musicianship Practice Sheet cont. (Reference: Level 3 Books, page 14)

S2 Chords

Practice Activities based on Section 2 Content	Resources
Sing the C Major tonic triad with intervals, in solfa with handsigns	S2 Video 12a

S2 Chord Progressions

Practice Activities based on Section 2 Content	Resources
Sing the bassline of one chord progression in solfa with handsigns	S1 Videos 18a , 18b , 18c , 18d , 18e and 18f
Sing the primary triads in a Major key in solfa with handsigns	S2 Video 13a