

# L

## Section 1 - Intervals



### Major, Perfect & Minor Intervals & Intervals within Scales

Video teaching this concept

An **interval** is a description of the (inclusive) distance from one note to another. **Major** and **Perfect** intervals are found between the bottom or tonic note of a **Major scale** and other notes within that scale.

*Clear, concise academic information and explanations.*

A **Major** interval is so named because it is found in the Major scale, however, even though **Perfect** intervals are also found in the Major scale, the name **Perfect** comes from the historical belief that (due to the fact these intervals resonate differently from other intervals) **Perfect** intervals have special meaning to those listening.


Intervals are named according to their **quality** (Major, Perfect etc) and **size** (number).



Information sheet with additional information about concepts taught

C up to E is a **Major 3rd** - 

a 3rd, as there are 3 note names (C, D and E) involved in this interval and Major, because E is the 3rd note of the C Major scale.


C up to F is a **Perfect 4th** - 

a 4th, as there are 4 note names (C, D, E and F) involved in this interval and Perfect, because F is the 4th note of the C Major scale.

Click on the associated information sheet icon:  for more information.

The **lower** note of an interval can be considered the tonic note of that interval.

### Major & Perfect Intervals in C Major



Perfect Unison    Major 2nd    Major 3rd    Perfect 4th    Perfect 5th    Major 6th    Major 7th    Perfect Octave



Video practicing this concept


### Interval Practice 1

*Examples designed for students to sing – helping to cement their understanding of the new concepts.*


*Tone ladders and keyboards give a visual representation of concepts.*

Practise singing all interval exercises (in solfa and in letter names) in all known Major keys.

### Ascending & Descending Major & Perfect Intervals



do do Per-fect un-i-son, do re Ma-jor-se-cond, do mi Ma-jor third, do fa Per-fect fourth, C D Per-fect un-i-son, etc



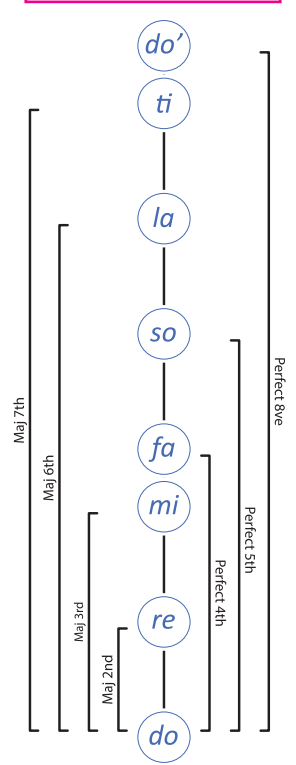
do so Per-fect fifth, do la Ma-jor sixth, do ti Ma-jor sev-enth, do do' Per-fect Oct-ave.



do' do Per-fect Oct-ave, ti do Ma-jor sev-enth, la do Maj-or 6th, so do Per-fect fifth,



fa do Per-fect fourth, mi do Ma-jor third, re do Ma-jor-se-cond, do do Per-fect un-i-son.



I

W

Worksheet consolidating new knowledge

**Minor intervals** are found by taking a Major interval and making it one semitone smaller.



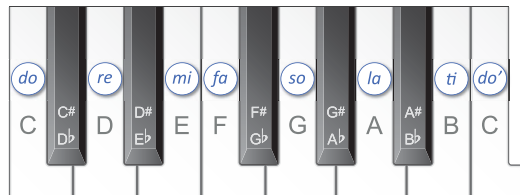
C up to E is a Major 3rd (as both these notes are found in C Major) therefore C to E $\flat$  is a minor 3rd as the top note is lowered one semitone, making the Major interval one semitone smaller.

A **semitone** is the interval between any note and the next closest or adjacent note.

A **tone** is the interval made up of, or equivalent to, two semitones.

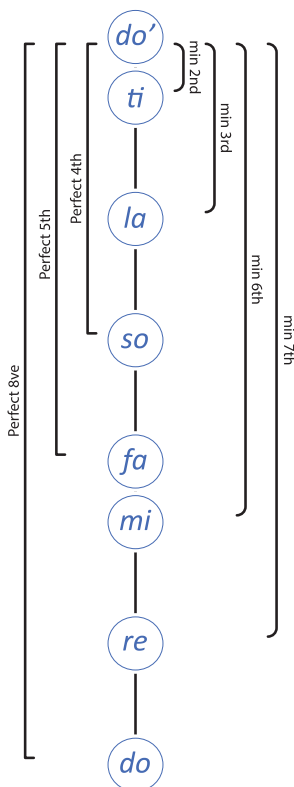
A **sharp**: $\sharp$  is a note one semitone above (to the right of) a white note (usually a black note) on the keyboard.

A **flat**: $\flat$  is a note one semitone below (to the left of) a white note (usually a black note) on the keyboard.



See the related information sheets for more interval information.


I



### Interval Practice 2

The easiest way to practice all minor and Perfect intervals is by keeping the top *do'* the same and changing the bottom note of each interval.

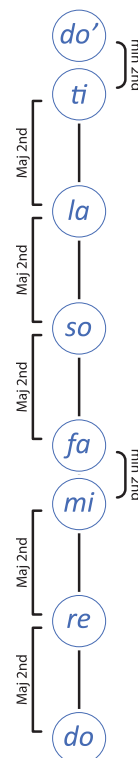
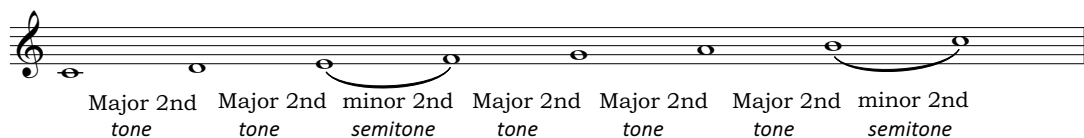
### Ascending & Descending Minor & Perfect Intervals



### Intervals within Scales

A scale's specific **interval pattern** will determine the way that particular scale will sound. We show where the **minor 2nds** or **semitones** occur in scales by using slurs.

### Intervals within C Major



### Interval Practice 3

Practise singing all interval pattern exercises (in solfa and in letter names) using both terminologies (i.e. tone and Major 2nd). Practising this exercise (top of next page) will help you to recognise the sound of an interval when asked to determine its number and quality.

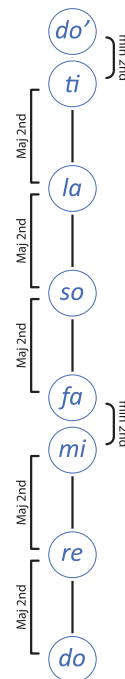
## C Major Interval Pattern

do re Ma-jor se-cond, re mi Ma-jor se-cond, mi fa mi-nor se-cond, fa so

8  
Ma-jor se-cond, so la Ma-jor se-cond, la ti Ma-jor se-cond, ti do' mi-nor se-cond.

15  
do' ti mi-nor se-cond, ti la Ma-jor se-cond, la so Ma-jor se-cond, so fa

22  
Ma-jor se-cond, fa mi mi-nor se-cond, mi re Ma-jor se-cond, re do Ma-jor se-cond.



Interval  
Clever Echo  
Practice Video

## Worksheet 3

Worksheet with theory and aural transcription exercises

**S1 Intervals 1** Name these intervals. The first has been done for you. (Note that the bottom note is always C and the top notes are all found in the C Major scale).

Answers shaded in teacher book

Major 3rd Major 7th Perfect 5th Perfect 8ve Major 6th Perfect 4th Major 2nd

**S1 Intervals 2** Name these intervals.

Perfect 5th Major 2nd Major 6th Major 7th Perfect 8ve Perfect 4th Major 3rd

**S1 Intervals 3** Name these intervals.

Perfect 4th minor 6th Perfect Unison minor 7th minor 2nd minor 3rd

**S1 Intervals 4** Name these intervals.

Perfect 5th minor 7th minor 2nd Perfect Unison minor 3rd minor 6th

**S1 Intervals 5** Ascending intervals will be played twice each. They will be one of the following: a Major 2nd, Major 3rd, Major 7th, Perfect 5th or a Perfect 8ve. Name the intervals you hear. Click on the icon: **N** for the notation (on the staff) for this and other exercises). Click on the icon at the top of this worksheet for interval recognition clever echo video.

CD track MP3 file  
for transcription  
exercises

1/05

1. Perf 8ve    2. Maj 2nd    3. Maj 7th    4. Maj 2nd    5. Perf 5th    6. Maj 3rd