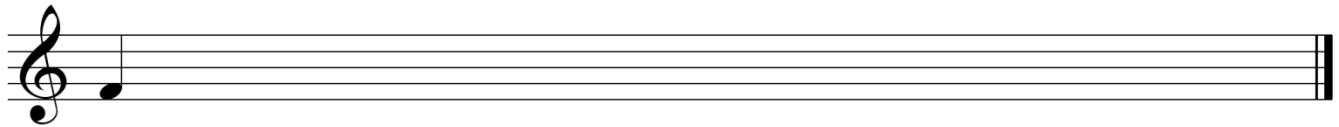



## VMPC Scale Writing Sheet 2 – C, F and G Major

For extra practice write the solfa and letter names beneath each note you write.


1. Write this Major scale, ascending only. Slur the pairs of notes that create tones.




2. Write the C Major scale, ascending and descending, in minims. Slur the pairs of notes that create tones.




3. Write G Major using whole notes, ascending and descending, in the bass clef. Slur the pairs of notes that create semitones.



4. Write C Major in the treble clef, ascending only, in dotted minims.



5. In the treble clef, write the G Major scale ascending and descending, in quavers. Circle the pairs of notes that create semitones.



6. Write the F Major scale, descending only, in quarter notes. Bracket the pairs of notes that create semitones.

