























Year 7 Curriculum Overview										
Term 1										
Lesson	Rhythmic Preparation	Melodic Preparation	Make Conscious / Written	Rhythmic Practice	Melodic Practice	Canon	Game	Listening	Other	Instrumental Activities
1	<ul style="list-style-type: none"> Learn song Dinah for semiquavers, Lesson 8  	<ul style="list-style-type: none"> Learn songs Hot Cross Buns and Catch a Flea for Pitch, Lesson 2 	<ul style="list-style-type: none"> Beat Rhythm  	<ul style="list-style-type: none"> Echo Clapping Rhythmic Sightreading 1 Aural Rhythmic Recognition Aural Rhythmic Dictation IWB/Sibelius Activity: Composing altering existing rhythm 	<ul style="list-style-type: none"> Word improvisation with Who's That Yonder 	<ul style="list-style-type: none"> One Plays a Solo 	<ul style="list-style-type: none"> Categories 	<ul style="list-style-type: none"> Young Person's Guide to the Orchestra by Benjamin Britten (1913-1976) 		<ul style="list-style-type: none"> Echo playing using  Play rhythmic patterns of known songs on known notes
2	<ul style="list-style-type: none"> Sing 2 metre songs with body percussion (in particular Clap Click) 		<ul style="list-style-type: none"> Staff Stem Direction Treble Clef Pitch 	<ul style="list-style-type: none"> Re make conscious  in Hot Cross Buns Rhythmic Sightreading 2 Aural Rhythmic Alterations Aural Rhythmic Dictation 	<ul style="list-style-type: none"> Pitch patterning with unknown phrases Aural Pitch Recognition Hand staff activities Writing treble clefs Practice writing notes IWB/Sibelius Activity: Practice pitch and stem direction 	<ul style="list-style-type: none"> One Plays a Solo 	<ul style="list-style-type: none"> Dinah 	<ul style="list-style-type: none"> Young Person's Guide to the Orchestra 		<ul style="list-style-type: none"> Play <i>do re mi</i> tone sets Play known <i>do re mi</i> songs
3		<ul style="list-style-type: none"> Sing Hot Cross Buns and Catch a Flea using body pitch patterning and sing "high, middle and low" instead of words 	<ul style="list-style-type: none"> Metre 2 Metre conducting pattern Time signatures Bars and barlines  	<ul style="list-style-type: none"> Rhythmic Sightreading 3, 4 and 5 Beat to rhythm in Who's That Yonder and Hot Cross Buns Circle beats Rewrite rhythmic groups Aural Rhythmic Dictation IWB/Sibelius Activity: Change time signatures to hear effect 		<ul style="list-style-type: none"> Laugh Ha Ha 	<ul style="list-style-type: none"> Clap Click 	<ul style="list-style-type: none"> Young Person's Guide to the Orchestra 	<ul style="list-style-type: none"> Creative Assignment 1 	<ul style="list-style-type: none"> Echo playing using  Play melodic ostinato with Laugh Ha Ha




Lesson	Rhythmic Preparation	Melodic Preparation	Make Conscious / Written	Rhythmic Practice	Melodic Practice	Canon	Game	Listening	Other	Instrumental Activities
4	<ul style="list-style-type: none"> ▪ Beat to Rhythm in Dinah 	<ul style="list-style-type: none"> ▪ Learn songs On the Road 	<ul style="list-style-type: none"> ▪ Solfa ▪ do re and mi ▪ Handsigns 	<ul style="list-style-type: none"> ▪ Ball bouncing game with 2 metre songs 	<ul style="list-style-type: none"> ▪ Melodic Sightreading 1 and 2 ▪ Echo singing using <i>do re mi</i> ▪ Aural Melodic Recognition ▪ Aural Melodic Dictation - Solfa ▪ IWB/Sibelius Activity: Composing altering existing rhythm or melody 	<ul style="list-style-type: none"> ▪ Laugh Ha Ha 	<ul style="list-style-type: none"> ▪ Rhythm Snake 1 	<ul style="list-style-type: none"> ▪ Young Person's Guide to the Orchestra 	<ul style="list-style-type: none"> ▪ Revision Lesson 1 	<ul style="list-style-type: none"> ▪ Rhythm snake 1 ▪ Sightreading from handsigns using <i>do re mi</i>


Term 2										
Lesson	Rhythmic Preparation	Melodic Preparation	Make Conscious / Written	Rhythmic Practice	Melodic Practice	Canon	Game	Listening	Other	Instrumental Activities
5	<ul style="list-style-type: none"> Body percussion in 3 and 4 metre songs Learn song Winter's Coming for Lesson 6 	<ul style="list-style-type: none"> Staff preparation activity 	<ul style="list-style-type: none"> Intervals Step, skip Stick and staff notation 	<ul style="list-style-type: none"> Question and answer using  Rhythmic composition Aural Missing rhythm 	<ul style="list-style-type: none"> Re learn <i>do re mi</i> in On the Road Sightreading from tone ladder using <i>do re mi</i> Aural Melodic Dictation - staff IWB/Sibelius Activity: Writing Hot Cross Buns using Sibelius 	<ul style="list-style-type: none"> Coffee 	<ul style="list-style-type: none"> Long Legged Sailor 	<ul style="list-style-type: none"> Peter and the Wolf by Sergei Prokofiev (1891-1953) 	<ul style="list-style-type: none"> Creative Assignment 1 	<ul style="list-style-type: none"> Melodic sightreading - tone ladder <i>do re mi</i> Melodic sightreading - Aural <i>do re mi</i>
6	<ul style="list-style-type: none"> Recognise new rhythm in Winter's Coming semiquavers, Lesson 8 		<ul style="list-style-type: none"> Letter names F, G, A 3 and 4 metre conducting 	<ul style="list-style-type: none"> Two Part Rhythmic Sightreading 1 3 Metre Body percussion with Coffee and Give Me a Hut Aural Rhythmic Recognition IWB/Sibelius Activity: Composing by altering the rhythm of Two Part Sightreading 1 	<ul style="list-style-type: none"> Sightreading from staff using F G and A Solfa knockout using <i>do re mi</i> Letter name practice Aural Melodic Dictation - staff 	<ul style="list-style-type: none"> Coffee 	<ul style="list-style-type: none"> Give me a Hut 	<ul style="list-style-type: none"> Peter and the Wolf 	<ul style="list-style-type: none"> Creative Assignment 1 performances 	<ul style="list-style-type: none"> Conducting Melodic sightreading - Staff, F, G and A
7	<ul style="list-style-type: none"> Students recognise there can be four sounds on a beat for semiquavers, Lesson 8:  		<ul style="list-style-type: none"> Moveable do solfa, G, A & B 	<ul style="list-style-type: none"> Conducting with Who's That Yonder?, What's the Time? And Dinah while conducting the 2 metre pattern Rhythmic ostinato with Who's That Yonder? Aural Rhythmic Dictation 	<ul style="list-style-type: none"> Sightreading - handsigns using solfa and letter names, using <i>do re</i> and <i>mi</i> in an F <i>do</i> Interval Tone Ladder Aural Melodic Dictation - staff IWB/Sibelius Activity: Transposing On the Road in other known <i>dos</i> 	<ul style="list-style-type: none"> One Plays a Solo 	<ul style="list-style-type: none"> A Qua Qua 	<ul style="list-style-type: none"> Peter and the Wolf 	<ul style="list-style-type: none"> Cryptogram 1 Creative Assignment 2 	<ul style="list-style-type: none"> Melodic sightreading - Aural Melodic sightreading - Stick Notation
8			<ul style="list-style-type: none">  2 Performance Indications 1 	<ul style="list-style-type: none"> 4 Metre Conducting Sing Hot Cross Buns, Catch a Flea and On the Road while conducting the 4 metre pattern Aural Rhythmic Alterations Aural Rhythmic Dictation 	<ul style="list-style-type: none"> Sightreading - handsigns using solfa and letter names, using <i>do re</i> and <i>mi</i> in a G <i>do</i> Song Intervals with Who's That Yonder? IWB/Sibelius Activity: Composition exercise 	<ul style="list-style-type: none"> Laugh Ha Ha 	<ul style="list-style-type: none"> Rhythm Snake 2 	<ul style="list-style-type: none"> Peter and the Wolf 	<ul style="list-style-type: none"> Revision Lesson 2 	<ul style="list-style-type: none"> Melodic sightreading - Handsigns Conducting

Lesson	Rhythmic Preparation	Melodic Preparation	Make Conscious / Written	Rhythmic Practice	Melodic Practice	Canon	Game	Listening	Other	Instrumental Activities
9		<ul style="list-style-type: none"> Learn the song Up Above for Lesson 11: so 	<ul style="list-style-type: none"> The tone set 	<ul style="list-style-type: none"> Re-teach  in Tideo Body percussion rhythmic pattern with Dinah Aural Melodic Recognition Aural Melodic Dictation - solfa 	<ul style="list-style-type: none"> Tone Set Practice Handsigning in canon with Hot Cross Buns Improvisation Exercise with Hot Cross Buns IWB/Sibelius Activity: Composition exercise continued 	<ul style="list-style-type: none"> Ah Poor Bird 	<ul style="list-style-type: none"> Tideo 	<ul style="list-style-type: none"> Peter and the Wolf 	<ul style="list-style-type: none"> Creative Assignment 2 	<ul style="list-style-type: none"> Rhythmic ostinato - Tideo Tone Sets

Term 3										
Lesson	Rhythmic Preparation	Melodic Preparation	Make Conscious / Written	Rhythmic Practice	Melodic Practice	Canon	Game	Listening	Other	Instrumental Activities
10	<ul style="list-style-type: none"> Learn the song Trees for Lesson 12:  	<ul style="list-style-type: none"> Derive the solfa of "Up Above", using a "?" when the new note is heard for Lesson 11: <i>so</i> 	<ul style="list-style-type: none"> Transposition 	<ul style="list-style-type: none"> Rhythmic ostinato with Up Above Beat to rhythm (walking the beat) in Tideo Aural Rhythmic Dictation 	<ul style="list-style-type: none"> Solfa to letter names in an F do using <i>do re</i> and <i>mi</i> Aural Melodic dictation - Rhythm and Solfa IWB/Sibelius Activity: Transposition activity 	<ul style="list-style-type: none"> Ah Poor Bird 	<ul style="list-style-type: none"> Rhythm Snake 2 	<ul style="list-style-type: none"> "Dance of the Mirlitons" from The Nutcracker Suite by Pyotr Ilyich Tchaikovsky (1840-1893) 	<ul style="list-style-type: none"> Written and Aural Tests 1 	<ul style="list-style-type: none"> Trees Melodic ostinato - Ah Poor Bird
11	<ul style="list-style-type: none"> Derive the rhythm of Trees, discovering a new note that lasts for two sounds for Lesson 12:  		<ul style="list-style-type: none"> so and the interval of a skip 	<ul style="list-style-type: none"> Echo clapping using  	<ul style="list-style-type: none"> Sightreading from tone ladder using <i>do re mi</i> Solfa to letter names (and letter names to solfa) in a G do using only <i>do re</i> and <i>mi</i> Aural Melodic Recognition Aural Melodic Dictation - Solfa Aural Melodic Dictation - Staff Aural Interval Recognition IWB/Sibelius Activity: Melodic Recognition 	<ul style="list-style-type: none"> Summer Has Come 	<ul style="list-style-type: none"> Long Legged Sailor 	<ul style="list-style-type: none"> "Dance of the Mirlitons" from The Nutcracker Suite 	<ul style="list-style-type: none"> Creative Assignment 2 performances 	<ul style="list-style-type: none"> Trees Melodic sightreading - Stick Notation
12	<ul style="list-style-type: none"> Sing alternate phrases of Hot Cross Buns out loud and in your head (preparation for phrase and form, Lesson 13, page 25). Learn the song Drunken Sailor for Lesson 14:  	<ul style="list-style-type: none"> Learn the song Green, Brown and Blue for Lesson 15: <i>C=do</i> 	<ul style="list-style-type: none">  and their associated rests and andante 	<ul style="list-style-type: none"> Echo clapping in canon Aural Rhythmic Dictation 	<ul style="list-style-type: none"> Re-teach <i>so</i> in Green, Brown and Blue IWB/Sibelius Activity: Performance indications practice 	<ul style="list-style-type: none"> Summer Has Come 	<ul style="list-style-type: none"> Rhythm Snake 3 	<ul style="list-style-type: none"> "Dance of the Mirlitons" from The Nutcracker Suite 	<ul style="list-style-type: none"> Revision Lesson 3 	<ul style="list-style-type: none"> Trichord Exercise 1 Echo Playing - Solfa
13	<ul style="list-style-type: none"> Students discover a new rhythm that has three uneven sounds on a beat. For Lesson 14:  		<ul style="list-style-type: none"> Canon, unison, phrase and form 	<ul style="list-style-type: none"> Rhythmic Form Practice. Derive the rhythmic form of known songs. Re-learn  in Summer Has Come. 	<ul style="list-style-type: none"> 1. Melodic ostinato with Dinah Hidden solfa with What's the Time? and On the Road – focus on <i>so</i> Aural Melodic Alterations Aural Missing Melody Aural Melodic Dictation - Rhythm and Solfa Aural Trichord Recognition IWB/Sibelius Activity: Writing melodic ostinatos 	<ul style="list-style-type: none"> Toembai 	<ul style="list-style-type: none"> Debka Hora 	<ul style="list-style-type: none"> "Dance of the Mirlitons" and "Dance of the Sugar Plum Fairy" from The Nutcracker Suite by Tchaikovsky 	<ul style="list-style-type: none"> Research Assignment 3 	<ul style="list-style-type: none"> Echo Playing - Solfa Melodic Ostinato

Lesson	Rhythmic Preparation	Melodic Preparation	Make Conscious / Written	Rhythmic Practice	Melodic Practice	Canon	Game	Listening	Other	Instrumental Activities
14	<ul style="list-style-type: none"> Learn the songs Hey Jim Along and Fire in the Mountain. For Lesson 16:  		<ul style="list-style-type: none">  	<ul style="list-style-type: none"> Echo clapping focussing on Conducting  Aural Rhythmic Recognition Aural Rhythmic Dictation 	<ul style="list-style-type: none"> Sightreading – tone ladder using <i>do re mi</i> and so Trichord Exercise 1 – page 24 Aural Interval Recognition IWB/Sibelius Activity: Composition based on form 	<ul style="list-style-type: none"> Toembai 	<ul style="list-style-type: none"> Poison Rhythm Snake 	<ul style="list-style-type: none"> "Dance of the Mirlitons" and "Dance of the Sugar Plum Fairy" from The Nutcracker Suite by Tchaikovsky 	<ul style="list-style-type: none"> Cryptogram 2 	<ul style="list-style-type: none"> Melodic sightreading - tone ladder Known songs
15	<ul style="list-style-type: none"> Students discover another new rhythm that has three uneven sounds on a beat. For Lesson 16:  	<ul style="list-style-type: none"> Learn the song Lara's Train for Lesson 17: <i>la</i> 	<ul style="list-style-type: none"> C do and the ledger line 	<ul style="list-style-type: none"> Re-teach  in Toembai Composition 	<ul style="list-style-type: none"> Sightreading – staff in an F, G and a C <i>do</i> Improvisation Rondo Aural Interval Recognition Aural Melodic Recognition Aural Melodic Dictation - Staff IWB/Sibelius Activity: C <i>do</i> practice activity 	<ul style="list-style-type: none"> Breakfast Alarm Clock 	<ul style="list-style-type: none"> Ford Car 	<ul style="list-style-type: none"> "Dance of the Mirlitons" and "Dance of the Sugar Plum Fairy" from The Nutcracker Suite 		<ul style="list-style-type: none"> Melodic sightreading - staff Composition

Term 4										
Lesson	Rhythmic Preparation	Melodic Preparation	Make Conscious / Written	Rhythmic Practice	Melodic Practice	Canon	Game	Listening	Other	Instrumental Activities
16		<ul style="list-style-type: none"> Derive the solfa of Lara's Train, using a "?" when the new note is heard for Lesson 17: <i>la</i> 	<ul style="list-style-type: none">  , the dynamics of <i>p</i>, <i>f</i>, <i>crescendo</i>, <i>decrescendo</i> and the <i>slur</i> 	<ul style="list-style-type: none"> Flashcard sightreading focussing on  Aural Rhythmic Recognition Aural Rhythmic Dictation 	<ul style="list-style-type: none"> Transposition of known songs into a C <i>do</i> Dynamics Practice Aural Trichord Recognition IWB/Sibelius Activity: Dynamics Exercise 	<ul style="list-style-type: none"> Breakfast Alarm Clock 	<ul style="list-style-type: none"> The Lime Juice Tub 	<ul style="list-style-type: none"> Brandenburg Concerto No 2, Movement 1 by Johann Sebastian Bach (1685-1750) 	<ul style="list-style-type: none"> Revision Lesson 4 	<ul style="list-style-type: none"> Dynamics Practice Flashcard sightreading
17		<ul style="list-style-type: none"> Learn the songs Pourquoi and Great Big House. For Lesson 18 	<ul style="list-style-type: none"> <i>la</i> 	<ul style="list-style-type: none"> Re-teach  in Breakfast Alarm Clock 	<ul style="list-style-type: none"> Sightreading from handsigns using <i>do re mi so</i> and <i>la</i> Trichord singing Solfa to letter names (and letter names to solfa) in a C <i>do</i> using <i>do re mi so</i> and <i>la</i> Aural Melodic Dictation - Solfa Aural Melodic Dictation - Rhythmn and Solfa IWB/Sibelius Activity: Tone Set Exercise 	<ul style="list-style-type: none"> Wont to Prowl 	<ul style="list-style-type: none"> Obwissana 	<ul style="list-style-type: none"> Brandenburg Concerto No 2, Movement 1 	<ul style="list-style-type: none"> Music Criss Cross 1 	<ul style="list-style-type: none"> Trichord Exercise 2 Improvisation
18		<ul style="list-style-type: none"> Derive the solfa of Pourquoi, using a "?" when the new note is heard for Lesson 19: <i>do</i> 	<ul style="list-style-type: none"> ? 	<ul style="list-style-type: none"> Rhythmic canon with Great Big House after 2 beats. 	<ul style="list-style-type: none"> Re-teach <i>la</i> in Great Big House. Hidden solfa with Lara's Train. Focus on <i>la</i> Aural Melodic Alterations Aural Missing Melody Aural Interval Recognition IWB/Sibelius Activity: Composition Exercise 	<ul style="list-style-type: none"> Wont to Prowl 	<ul style="list-style-type: none"> Great Big House 	<ul style="list-style-type: none"> Brandenburg Concerto No 2, Movement 1 		<ul style="list-style-type: none"> Improvisation Echo Playing - Rhythm
19			<ul style="list-style-type: none"> Scale, do' and the pentatonic scale 	<ul style="list-style-type: none"> Rhythmic Canon with Fire in the Mountain Sing one, clap another with Hot Cross Buns and Lara's Train Aural Missing Rhythm 	<ul style="list-style-type: none"> Pentatonic scale practice Solfa knockout Aural Melodic Alterations Aural Trichord Recognition IWB/Sibelius Activity: <i>do</i> Pentatonic Scale Exercise 	<ul style="list-style-type: none"> A Knight and his Horse 	<ul style="list-style-type: none"> Tideo 	<ul style="list-style-type: none"> Brandenburg Concerto No 2, Movement 1 	<ul style="list-style-type: none"> Creative Assignment 4 	<ul style="list-style-type: none"> Pentatonic Scales Melodic Ostinato

Lesson	Rhythmic Preparation	Melodic Preparation	Make Conscious / Written	Rhythmic Practice	Melodic Practice	Canon	Game	Listening	Other	Instrumental Activities
20	<ul style="list-style-type: none"> Learn the song The Mad Man For Lesson 21: anacrusis 		<ul style="list-style-type: none"> Major 2nd and minor 3rd 	<ul style="list-style-type: none"> Hidden rhythm with Tideo Replacement rhythms with Drunken Sailor Aural Rhythmic Dictation 	<ul style="list-style-type: none"> Pentatonic scale practice 1 and 2 Abstract Trichord singing Aural Melodic Dictation - Staff Aural Interval Recognition IWB/Sibelius Activity: Transcription of A Knight and his Horse onto the staff 	<ul style="list-style-type: none"> A Knight and his Horse 	<ul style="list-style-type: none"> Give Me a Hut 	<ul style="list-style-type: none"> Brandenburg Concerto No 2, Movement 2 	<ul style="list-style-type: none"> Creative Assignment 4 Revision Lesson 5 	<ul style="list-style-type: none"> Trichord Exercise 3 Pentatonic Scales
21	<ul style="list-style-type: none"> Learn the canon Chairs to Mend For Lesson 23: 	<ul style="list-style-type: none"> Derive the solfa of Hey Jim Along, using a "?" when the new note is heard for Lesson 22: <i>la</i>, 	<ul style="list-style-type: none"> Anacrusis, tie and repeat 	<ul style="list-style-type: none"> Aural Rhythmic Recognition IWB/Sibelius Activity: Tie practice activity 	<ul style="list-style-type: none"> Interval knockout Abstract Trichord singing Aural Melodic Dictation - Rhythm and Solfa 	<ul style="list-style-type: none"> Wont to Prowl 	<ul style="list-style-type: none"> One Rainy Night 	<ul style="list-style-type: none"> Brandenburg Concerto No 2, Movement 1 	<ul style="list-style-type: none"> Creative Assignment 4 Written & Aural Tests 2 	<ul style="list-style-type: none"> Pentatonic Scales with intervals Melodic Ostinato