

# Creative Assignment 4 – Assessment Sheet

Name: \_\_\_\_\_

Class: \_\_\_\_\_

Due Date: \_\_\_\_\_

**Task:** To compose, a compound time rhythmic rondo with body percussion.

- ❖ Any known rhythmic element may be used.
- ❖ The composition must have a clear form and demonstrate the correct rhythmic groupings.
- ❖ Your composition must have a title, appropriate tempo, dynamics, phrasing markings etc and be written **by hand** on the staff.
- ❖ This assessment sheet must be handed in attached to your composition.

Marks→ Criteria for Marking ↓	4	3	2	1
<b>Accuracy in rhythmic notation.</b>	Rhythms are correctly grouped and there are the correct number of beats per bar	Rhythms and beats per bar are correct for most of the composition	Rhythms and beats per bar are correct in some of the composition	Rhythms and beats per bar have not been used correctly
<b>Creativity of rhythmic style.</b>	Rhythmic elements have been used in an interesting and varied way	Rhythmic elements have been used in a mostly interesting and varied way	Rhythmic elements have been used in a slightly interesting and varied way	Rhythmic elements have been used in a basic manner only
<b>Appropriate use of form.</b>	There is a clear and logical form	There is a mostly clear and logical form	The form is not fully clear and logical	The form is not clear and logical
<b>Appropriate use of dynamics, phrasing and tempo markings.</b>	Dynamics, phrasing and tempo have been used appropriately and thoughtfully	Dynamics, phrasing and tempo have mostly been used appropriately and thoughtfully	Dynamics, phrasing and tempo have been used in a basic way	Dynamics, phrasing and tempo have not been used correctly
<b>Accuracy, neatness and presentation</b>	The assignment has been presented in a correct, neat and organised manner	The assignment has been presented in a mostly correct, neat and organised manner	The assignment has been presented in a slightly correct, neat and organised manner	The assignment has not been presented in a correct, neat and organised manner

Comments : \_\_\_\_\_

**Mark:** \_\_\_\_\_/20

# Creative Assignment 4 – Teacher Information

Can be set after Lesson 18 has been completed

**Task:** To compose, a compound time rhythmic rondo with body percussion.

## Preparation Activities.

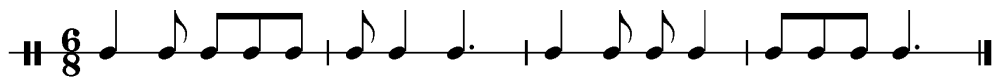
General Preparation Suggestions.

Revise what rondo form is.

Revise all known rhythms in Compound time: 

Perform a class Rondo.

Compose the 'A Section' on the board for example:



Discuss musical elements like accents, dynamics and tempo to make it into a more musical phrase. Notate these on the board and perform the A Section in this way, for example:



Each student composes a four bar response to this phrase.

Trying to keep a steady beat throughout with no breaks in the pattern, perform a class rondo as follows:

- Class claps rhythm on the board.
- Individual student claps his or her response.
- Class claps rhythm on the board.
- Next student claps their response.
- The process continues until all students have performed their short compositions.

Repeat the exercise with a more complex 'A Section', for example:

Two Parts:



Or Three Parts:



Lesson 19 Preparation Activity:

Resource required: Sibelius file of a 12 bar, 2 metre compound time rhythmic staff with a four bar rhythm written into the first and last groups of four bars (leaving the middle four bars blank) – see below.

As a class students compose part of a practice Creative Assignment 4 (a compound time rhythmic rondo with body percussion). Students write a contrasting four bar rhythm for the middle four bars of this composition. Once this is done students add another rhythm staff to the composition and split the rhythm up between the top and bottom parts – to be performed by clapping and stamping respectively.

Finally, dynamics, accents etc could be added to the composition to make it more interesting.

Lesson 20

This assignment can be set now.

Lesson 21

This assignment can be performed for the class (continue into other lessons as required).

# Example Assignment.

## “Clap Stamp Rhythmic Rondo”

by Jenny Gillan

**A** **Allegro**

Clap Stamp

1 2 3 4

*p* *p* *f* *p* *f*

5 6 7 8

*p* *f* *f*

9 10 11 12

*p* *p* *f* *p* *f*

13 14 15 16


*p* *f* *p* *f*


17 18 19 20


*p* *p* *f* *p* *f*


**rit.** . . . . . **A tempo**

# Blank stick notation (if required)

Clap Stamp **II 6/8** 

5 

9 

13 

17 