

Creative Assignment 3 – Assessment Sheet

Name: _____

Class: _____

Due Date: _____

Task: To compose, a simple time rhythmic rondo with body percussion.

- ❖ Any known rhythmic element may be used.
- ❖ The composition must have a clear form and demonstrate the correct rhythmic groupings.
- ❖ Your composition must have a title, appropriate tempo, dynamics, phrasing markings etc and be written **by hand** on the staff.
- ❖ This assessment sheet must be handed in attached to your composition.

Marks → Criteria for Marking ↓	4	3	2	1
Accuracy in rhythmic notation	Rhythms are correctly grouped and there are the correct number of beats per bar	Rhythms and beats per bar are correct for most of the composition	Rhythms and beats per bar are correct in some of the composition	Rhythms and beats per bar have not been used correctly
Creativity of rhythmic style	Rhythmic elements have been used in a logical and varied way	Rhythmic elements have been used in a mostly logical and varied way	Rhythmic elements have been used with some logic and variation	Rhythmic elements have been used in a basic manner only
Appropriate use of form	There is a clear and logical form	There is a mostly clear and logical form	The form is not fully clear and logical	The form is not clear and logical
Appropriate use of dynamics, phrasing and tempo markings	Dynamics, phrasing and tempo have been used appropriately and thoughtfully	Dynamics, phrasing and tempo have mostly been used appropriately and thoughtfully	Dynamics, phrasing and tempo have been used in a basic way	Dynamics, phrasing and tempo have not been used correctly
Accuracy, neatness and presentation	The assignment has been presented in a correct, neat and organised manner	The assignment has been presented in a mostly correct, neat and organised manner	The assignment has been presented in a slightly correct, neat and organised manner	The assignment has not been presented in a correct, neat and organised manner

Comments : _____

Mark: _____ /20

Creative Assignment 3 – Teacher Information

Can be set after Lesson 15 has been completed

Task: To compose, a simple time rhythmic rondo with body percussion.

Preparation Activities.

General Preparation Suggestions.

Listen to some examples of Rondos and outline the form:

Mozart Rondo Alla Turca: <http://www.youtube.com/watch?v=Yomi0-WL5Pg>

Beethoven: Sonata "Pathetique" Op. 13 - III. Rondo. Allegro:
<http://www.youtube.com/watch?v=lfj8dwuAzAQ>

Joseph Haydn - Rondo: Presto, mvt. 2, Hob. XVI:48: http://www.youtube.com/watch?v=M_lvliH5YDw

Discuss the differences between 'A' and other sections. Do they relate to each other? Is the 'A' section always exactly the same each time?

Clap a four beat rhythm and ask students to improvise an 'answer' to this rhythmic question.

Have a two bar rhythm on the board, eg:



Each student composes a two bar response to this phrase.

Trying to keep a steady beat throughout with no breaks in the pattern, perform a class rondo as follows:

- Class claps rhythm on the board.
- Individual student claps his or her response.
- Class claps rhythm on the board.
- Next student claps their response.
- The process continues until all students have performed their short compositions.

Repeat the exercise with a two-part two bar rhythm on the board:

Have students compose in two parts or in groups of two.

Discuss what made particular students' answer phrases work well.

Have a four bar 'A' section on the board, for example:



Get class to

Look at the phrases and form.

Discuss the use of tempo, dynamics etc

Discuss the other ways rhythmic interest can be created.

Study the rules for beaming notes and 'find mistakes' in written examples on the board.

Note that if this assignment is to be performed, discuss how this will take place. For example, will students be expected to perform individually for the class or just for the teacher. Can they perform in pairs or larger groups etc.

From the Level 2 Book:

Lesson 14

As preparation for Creative Assignment 3:

Resource required: Sibelius file of a 12 bar, 4 metre simple time rhythmic staff with a four bar rhythm written into the first and last groups of four bars (leaving the middle four bars blank).

As a class students compose a contrasting four bar rhythm for the middle four bars of this composition. Once this is done students add another rhythm staff to the composition and split the rhythm up between the top and bottom parts – to be performed by clapping and stamping respectively.

Lesson 15

This assignment can be set now.

Lesson 16

This assignment can be performed for the class (continue into other lessons as required).

Example Assignment.

"Rhythmic Rondo"

by Jenn Gillan

A Allegro

Clap Stamp

f *p* *p*

f *p*


f *p* *p*

p *f* *p* *sf* *p*


f *p* *p* rit. A tempo

Blank stick notation (if required)


Clap Stamp $\frac{4}{4}$




5



9



13



17

