

# VCE - Outcome 3 (Musicianship & Theory)

## Curriculum Overview Sample – VERSION 3


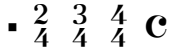
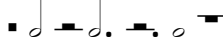



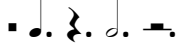




For Students undertaking Units 1 to 4 across 2 years

Using the **Level 3 Musicianship & Aural Training**  
for the **Secondary School**

Books and CDs






## VCE Unit 1 - Outcome 3 Curriculum Overview (Semester 1)

Note: Section refers to the Section number in Level 3 "Musicianship & Aural Training for the Secondary School" Books and CDs

Section	Rhythm	Scales	Intervals	Melody	Chords	Chord Progressions
1	<ul style="list-style-type: none"> <li>Simple Time Rhythm</li> <li>Rhythmic Shorthand</li> <li>Simple Time Transcription</li> </ul>   	<ul style="list-style-type: none"> <li>The Major Scale</li> <li>Focus on keys up to 1# and 1b</li> </ul>	<ul style="list-style-type: none"> <li>Major, Perfect &amp; Minor Intervals</li> <li>Intervals within Scales</li> </ul>	<ul style="list-style-type: none"> <li>Melodic Transcription</li> </ul>	<ul style="list-style-type: none"> <li>Triads</li> <li>Major Triad</li> </ul>	<ul style="list-style-type: none"> <li>Recognition of a Bassline in a melody</li> </ul>
2	<ul style="list-style-type: none"> <li>The Dot</li> <li>Ties</li> <li>Ostinato</li> </ul>  	<ul style="list-style-type: none"> <li>Other Major Scales</li> <li>Transposition</li> <li>Key Signatures</li> <li>Focus on keys up to 1# and 1b</li> </ul>	<ul style="list-style-type: none"> <li>Writing Intervals</li> <li>Inversions</li> <li>Visual Interval Recognition in a Melody</li> </ul>	<ul style="list-style-type: none"> <li>Melodic Transcription</li> </ul>	<ul style="list-style-type: none"> <li>Intervals in Triads</li> </ul>	<ul style="list-style-type: none"> <li>Primary Triads in a Major Key</li> </ul>
3	<ul style="list-style-type: none"> <li>Compound Time Rhythm</li> <li>Compound Time Transcription</li> </ul>   	<ul style="list-style-type: none"> <li>The natural minor scale</li> <li>More Key Signatures</li> <li>Focus on keys up to 2# and 2b</li> </ul>	<ul style="list-style-type: none"> <li>Writing Intervals</li> <li>Inversions</li> <li>Visual Interval Recognition in a Melody</li> </ul>	<ul style="list-style-type: none"> <li>2 Part Melodic Transcription</li> </ul>	<ul style="list-style-type: none"> <li>Major Triads in Major Scales</li> </ul>	<ul style="list-style-type: none"> <li>Recognition &amp; Transcription of chord progressions in a Major key</li> </ul>
4	<ul style="list-style-type: none"> <li>Compound Time Rhythm</li> </ul>  	<ul style="list-style-type: none"> <li>The harmonic minor scale</li> <li>Accidentals</li> <li>Focus on keys up to 2# and 2b</li> </ul>	<ul style="list-style-type: none"> <li>Intervals within the harmonic minor Scale</li> <li>Enharmonic intervals</li> <li>Compound intervals</li> </ul>	<ul style="list-style-type: none"> <li>Melodic Transcription</li> </ul>	<ul style="list-style-type: none"> <li>The minor triad</li> </ul>	<ul style="list-style-type: none"> <li>Major &amp; Primary Triads in a minor Key</li> </ul>
5	<ul style="list-style-type: none"> <li>Two part rhythms</li> </ul>  <ul style="list-style-type: none"> <li>Recognition of rhythms</li> </ul>	<ul style="list-style-type: none"> <li>The melodic minor scale</li> <li>Visual Key Recognition</li> <li>Focus on keys up to 3# and 3b</li> </ul>	<ul style="list-style-type: none"> <li>Intervals within the melodic minor Scale</li> </ul>	<ul style="list-style-type: none"> <li>Melodic Transcription</li> </ul>	<ul style="list-style-type: none"> <li>minor triads in scales</li> </ul>	<ul style="list-style-type: none"> <li>Perfect &amp; Plagal Cadences</li> <li>Transcription of a Chord Progression in a minor key</li> </ul>

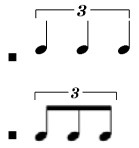



## VCE Unit 2 - Outcome 3 Curriculum Overview (Semester 2)

Note: Section refers to the Section number in Level 3 "Musicianship & Aural Training for the Secondary School" Books and CDs

Section	Rhythm	Scales	Intervals	Melody	Chords	Chord Progressions
6	<ul style="list-style-type: none"> <li>Compound Time Rhythm</li> <li></li> <li>Anacrusis</li> </ul>	<ul style="list-style-type: none"> <li>Diatonic &amp; Chromatic Scales</li> <li>Focus on keys up to 3# and 3,</li> </ul>	<ul style="list-style-type: none"> <li>Diatonic &amp; Chromatic Intervals</li> </ul>	<ul style="list-style-type: none"> <li>Melodic Transcription</li> </ul>	<ul style="list-style-type: none"> <li>The diminished triad</li> </ul>	<ul style="list-style-type: none"> <li>Root Position Triads in a Major Key</li> </ul>
7	<ul style="list-style-type: none"> <li>Simple Time Rhythm</li> <li></li> </ul>	<ul style="list-style-type: none"> <li>Aural Key Recognition</li> <li>Focus on keys up to 3# and 3,</li> </ul>	<ul style="list-style-type: none"> <li>Revision</li> </ul>	<ul style="list-style-type: none"> <li>3 Part Melodic Transcription</li> </ul>	<ul style="list-style-type: none"> <li>The Augmented triad</li> </ul>	<ul style="list-style-type: none"> <li>Root Position Triads in a minor Key</li> </ul>
8	<ul style="list-style-type: none"> <li>Compound Time Rhythm</li> <li></li> </ul>	<ul style="list-style-type: none"> <li>The Chromatic Scale</li> <li>Focus on keys up to 4# and 4,</li> </ul>	<ul style="list-style-type: none"> <li>Intervals within the Chromatic Scale</li> </ul>	<ul style="list-style-type: none"> <li>Recognition of Melody</li> </ul>	<ul style="list-style-type: none"> <li>The Suspended 4th triad</li> </ul>	<ul style="list-style-type: none"> <li>Revision</li> </ul>
9	<ul style="list-style-type: none"> <li>Simple Time Rhythm</li> <li></li> <li><math>\frac{2}{2}</math> </li> </ul>	<ul style="list-style-type: none"> <li>The Pentatonic Scales</li> <li>Focus on keys up to 4# and 4,</li> </ul>	<ul style="list-style-type: none"> <li>Intervals within the Pentatonic Scales</li> </ul>	<ul style="list-style-type: none"> <li>Melodic Transcription</li> </ul>	<ul style="list-style-type: none"> <li>Triads in Root Position &amp; 1<sup>st</sup> Inversion</li> </ul>	<ul style="list-style-type: none"> <li>Imperfect &amp; Interrupted Cadences</li> </ul>
10	<ul style="list-style-type: none"> <li>Simple Time Rhythm</li> <li><math>\frac{6}{4}</math></li> <li>Asymmetrical Time Signatures</li> </ul>	<ul style="list-style-type: none"> <li>The Blues Scales</li> <li>Focus on keys up to 5# and 5,</li> </ul>	<ul style="list-style-type: none"> <li>Intervals within the Blues Scale</li> </ul>	<ul style="list-style-type: none"> <li>Melodic Transcription</li> </ul>	<ul style="list-style-type: none"> <li>Triads in 2nd Inversion</li> </ul>	<ul style="list-style-type: none"> <li>Revision</li> </ul>


## VCE Unit 3 - Outcome 3 Curriculum Overview (Semester 3)

Note: Section refers to the Section number in Level 3 "Musicianship & Aural Training for the Secondary School" Books and CDs

Section	Rhythm	Scales	Intervals	Melody	Chords	Chord Progressions
11	<ul style="list-style-type: none"> <li>Simple Time Rhythm</li> </ul> 	<ul style="list-style-type: none"> <li>Modes and the Mixolydian Mode</li> <li>Focus on keys up to 5# and 5<sub>b</sub></li> </ul>	<ul style="list-style-type: none"> <li>Intervals within the Mixolydian Mode</li> </ul>	<ul style="list-style-type: none"> <li>Melodic Transcription</li> </ul>	<ul style="list-style-type: none"> <li>7<sup>th</sup> Chords &amp; the Dominant 7<sup>th</sup></li> </ul>	<ul style="list-style-type: none"> <li>7<sup>th</sup> Chords in Progressions</li> </ul>
12	<ul style="list-style-type: none"> <li>Simple Time Rhythm</li> </ul>  <ul style="list-style-type: none"> <li>Syncopation</li> </ul>	<ul style="list-style-type: none"> <li>Visual Key Recognition of Modal Melodies</li> <li>Focus on keys up to 6# and 6<sub>b</sub></li> </ul>	<ul style="list-style-type: none"> <li>Revision</li> </ul>	<ul style="list-style-type: none"> <li>Melodic Transcription</li> </ul>	<ul style="list-style-type: none"> <li>The Major 7<sup>th</sup> Chord</li> </ul>	<ul style="list-style-type: none"> <li>7<sup>th</sup> Chords in Progressions cont.</li> </ul>
13	<ul style="list-style-type: none"> <li>Compound Time Rhythm</li> <li>Rhythms including dotted quavers e.g.</li> </ul> 	<ul style="list-style-type: none"> <li>Aural Key Recognition of Melodies</li> <li>Focus on keys up to 6# and 6<sub>b</sub></li> </ul>	<ul style="list-style-type: none"> <li>Revision</li> </ul>	<ul style="list-style-type: none"> <li>Melodic Transcriptions in a mode</li> </ul>	<ul style="list-style-type: none"> <li>The minor 7<sup>th</sup> Chord</li> </ul>	<ul style="list-style-type: none"> <li>7<sup>th</sup> Chords in Progressions cont.</li> </ul>
14	<ul style="list-style-type: none"> <li>Compound Time Rhythm</li> <li>Duplet</li> </ul>  <ul style="list-style-type: none"> <li>Ties in transcriptions</li> </ul>	<ul style="list-style-type: none"> <li>The Dorian Mode</li> <li>Focus on keys up to 7# and 7<sub>b</sub></li> </ul>	<ul style="list-style-type: none"> <li>Intervals within the dorian Mode</li> </ul>	<ul style="list-style-type: none"> <li>Melodic Transcription</li> </ul>	<ul style="list-style-type: none"> <li>The half diminished (7<sup>th</sup>) Chord</li> </ul>	<ul style="list-style-type: none"> <li>7<sup>th</sup> Chords in Major Keys</li> </ul>
15	<ul style="list-style-type: none"> <li>Compound Time Rhythm</li> <li>Various other mixed rhythms (see Level 3 contents)</li> </ul>	<ul style="list-style-type: none"> <li>Visual Key Recognition without a key signature</li> <li>Focus on keys up to 7# and 7<sub>b</sub></li> </ul>	<ul style="list-style-type: none"> <li>Revision</li> </ul>	<ul style="list-style-type: none"> <li>Recognition of a Melody without a Key Signature</li> </ul>	<ul style="list-style-type: none"> <li>The (Full) diminished 7<sup>th</sup> Chord</li> </ul>	<ul style="list-style-type: none"> <li>7<sup>th</sup> Chords in minor keys</li> </ul>

## VCE Unit 4 - Outcome 3 Curriculum Overview (Semester 4)

Note: Section refers to the Section number in Level 3 "Musicianship & Aural Training for the Secondary School" Books and CDs

Section	Rhythm	Scales	Intervals	Melody	Chords	Chord Progressions
16	<ul style="list-style-type: none"> <li>Compound Time Rhythm</li> <li></li> </ul>	<ul style="list-style-type: none"> <li>Other modes</li> </ul>	<ul style="list-style-type: none"> <li>Revision</li> </ul>	<ul style="list-style-type: none"> <li>Revision</li> </ul>	<ul style="list-style-type: none"> <li>Revision</li> </ul>	<ul style="list-style-type: none"> <li>Revision</li> </ul>
Revision Suggestions						