

VCE - Outcome 3 (Musicianship & Theory)

Curriculum Overview Sample – VERSION 2





Units 3 and 4 across 1 year







Beginning with the **Level 2 Musicianship & Aural Training**
for the Secondary School Books and CDs
for Unit 3


and continuing with the **Level 3 Musicianship & Aural Training**
for the Secondary School
Books and CDs
for Unit 4




VCE Unit 3 - Outcome 3 Curriculum Overview (Term 1/4)

Note: Lesson refers to the Lesson number in Level 2 "Musicianship & Aural Training for the Secondary School" Books and CDs

Week:	Lesson	Rhythm	Scales	Intervals	Melody	Chords	Chord Progressions
1	<p>Prep Lesson 1</p> <p>Prep Lesson 2</p> <p>Prep Lesson 3</p> <p>Prep Lesson 4</p>	<ul style="list-style-type: none"> ▪ Beat ▪ Rhythm ▪  ▪ Metre & Time Signatures ▪ $\frac{2}{4}$ $\frac{3}{4}$ $\frac{4}{4}$ ▪ Conducting ▪ Inner Hearing ▪ Rhythmic Sightreading ▪ Rhythm Names ▪ Rhythmic Shorthand ▪ Rhythmic Dictation ▪  ▪ Two Part Rhythmic Sightreading ▪ Ties ▪  ▪ Anacrusis 	<ul style="list-style-type: none"> ▪ Pitch ▪ Treble Clef ▪ Tone Set ▪ Handsigns ▪ Melodic Sightreading ▪ Scales ▪ The Pentatonic Scale ▪ The <i>do</i> Pentatonic Scale ▪ The Major Scale ▪ The C Major Scale ▪ Keys ▪ Two Part Melodic Sightreading 		<ul style="list-style-type: none"> ▪ Melodic Dictation 		
2	<p>Prep Lesson 5</p> <p>Prep Lesson 6</p> <p>Prep Lesson 7</p>	<ul style="list-style-type: none"> ▪  ▪ Beat Values ▪ Simple Time ▪ Quaver/semiquaver rhythms 	<ul style="list-style-type: none"> ▪ Sharps & Flats ▪ Canon 	<ul style="list-style-type: none"> ▪ Intervals ▪ Semitones & Tones ▪ Minor 2nds and Major 2nds ▪ Major 3rd ▪ Minor 3rd ▪ Perfect 8ve 	<ul style="list-style-type: none"> ▪ Melodic Dictation - staff 		





Week:	Lesson	Rhythm	Scales	Intervals	Melody	Chords	Chord Progressions
3	Prep Lesson 8 Prep Lesson 9 Prep Lesson 10	<ul style="list-style-type: none"> The Dot   	<ul style="list-style-type: none"> Interval pattern of a scale The <i>la</i> pentatonic scale Other pentatonic scales Transposition F Major G Major Key Signatures Phrase 		<ul style="list-style-type: none"> Melodic Dictation 		
4	Prep Lesson 11 Prep Lesson 12 Prep Lesson 13	<ul style="list-style-type: none"> Compound Time    Compound Time Dictation Note Grouping Syncopation Rhythmic Form 	<ul style="list-style-type: none"> The natural minor scale 		<ul style="list-style-type: none"> Melodic Dictation 		
5	1 2 3 4 5 6	<ul style="list-style-type: none"> Rhythmic Shorthand Simple Time Dictation Other compound time signatures  Rhythmic Shorthand Compound Time Dictation 	<ul style="list-style-type: none"> The Major Scale Scale degree names Bass Clef 	<ul style="list-style-type: none"> Interval Names Interval Numbers Interval Quality 	Melodic Sightreading	<ul style="list-style-type: none"> Chords & Triads Major Tonic Triads of C, F and G 	

Week:	Lesson	Rhythm	Scales	Intervals	Melody	Chords	Chord Progressions
6	7			<ul style="list-style-type: none"> Major & Perfect Intervals Minor Intervals 	<ul style="list-style-type: none"> Visual Recognition of key 	<ul style="list-style-type: none"> Primary Triads in a Major scale 	<ul style="list-style-type: none"> Major scale in Canon Adding a bassline
	8						
	9						
	10	<ul style="list-style-type: none"> Three Part Rhythmic Sightreading 	<ul style="list-style-type: none"> Tones & Semitones in a Major Scale Interval pattern of a natural minor scale The harmonic minor scale Accidentals 			<ul style="list-style-type: none"> Intervals in the Major Triad 	<ul style="list-style-type: none"> Transcription of a bassline
	11						
12							
7	13		<ul style="list-style-type: none"> Interval pattern of a harmonic minor scale 		<ul style="list-style-type: none"> Visual Recognition of key 	<ul style="list-style-type: none"> Intervals in the minor Triad Minor triads in a Major scale 	
	14						
	15						
	16	<ul style="list-style-type: none">  			<ul style="list-style-type: none"> Aural Tonality Recognition Two Part Melodic Sight Reading 	<ul style="list-style-type: none"> Triads in the C Major Scale 	
	17						
18							

Week:	Lesson	Rhythm	Scales	Intervals	Melody	Chords	Chord Progressions	
8	19		<ul style="list-style-type: none"> ▪ D and B, Major Scales ▪ B and G natural minor scales 	<ul style="list-style-type: none"> ▪ Identifying written intervals ▪ Writing ascending intervals ▪ Writing descending intervals 			<ul style="list-style-type: none"> ▪ Transcription of a chord progression in a Major key 	
	20							
	21							
	22	<ul style="list-style-type: none"> ▪ Semiquavers in compound time 	<ul style="list-style-type: none"> ▪ Pentatonic scale revision 		<ul style="list-style-type: none"> ▪ Visual Recognition of key 	<ul style="list-style-type: none"> ▪ The Augmented triad ▪ Intervals in the Augmented triad 	<ul style="list-style-type: none"> ▪ Triads in the harmonic minor scale 	
	23	<ul style="list-style-type: none"> ▪  						
	24							
9	25	<ul style="list-style-type: none"> ▪ Quaver/semiquaver combinations in compound time 					<ul style="list-style-type: none"> ▪ Bassline singing in a harmonic minor key ▪ Transcription of a chord progression in a harmonic minor key 	
	26							
	27		<ul style="list-style-type: none"> ▪  ▪ Four part rhythmic sightreading 					
	28	<ul style="list-style-type: none"> ▪  		<ul style="list-style-type: none"> ▪ 2 part melodic dictation 	<ul style="list-style-type: none"> ▪ Writing triads 	<ul style="list-style-type: none"> ▪ Perfect Cadence 		
	29	<ul style="list-style-type: none"> ▪ Repeat signs 						
30								


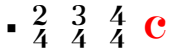



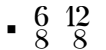
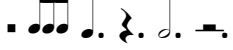
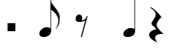


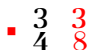
VCE Unit 3 - Outcome 3 Curriculum Overview (Term 2/4)







Note: Lesson refers to the Lesson number in Level 2 "Musicianship & Aural Training for the Secondary School" Books and CDs

Week:	Lesson	Rhythm	Scales	Intervals	Melody	Chords	Chord Progressions
1	31 32 33	▪ 	<ul style="list-style-type: none"> ▪ E\flat Major ▪ C natural and harmonic minor scales 				▪ Plagal Cadence
	34 35 36	▪ 	<ul style="list-style-type: none"> ▪ A Major ▪ F# natural and harmonic minor scales 				▪ Imperfect Cadence
2	37 38 39	▪ 	<ul style="list-style-type: none"> ▪ The melodic minor scale ▪ The interval pattern in the melodic minor scale 				▪ Interrupted Cadence
	40 41 42	<ul style="list-style-type: none"> ▪ The triplet ▪ The duplet 	<ul style="list-style-type: none"> ▪ A\flat Major ▪ F natural, harmonic and melodic minor scales 			▪ Triads in root position	
3	43 44 45	▪ The dotted quaver in compound time	<ul style="list-style-type: none"> ▪ E Major ▪ C# natural, harmonic and melodic minor scales 			▪ Triads in 1st inversion	
	46 47 48	▪ 			▪ Modulation	▪ Triads in 2nd inversion	

VCE Unit 4 - Outcome 3 Curriculum Overview (Term 3/4)

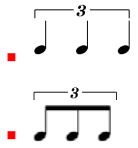




Note: Section refers to the Section number in Level 3 "Musicianship & Aural Training for the Secondary School" Books and CDs

Week:	Section	Rhythm	Scales	Intervals	Melody	Chords	Chord Progressions
4	1 – REVISION NEW	<ul style="list-style-type: none"> Simple Time Rhythm Rhythmic Shorthand Simple Time Transcription   	<ul style="list-style-type: none"> The Major Scale Focus on keys up to 1# and 1b 	<ul style="list-style-type: none"> Major, Perfect & Minor Intervals Intervals within Scales 	<ul style="list-style-type: none"> Melodic Transcription 	<ul style="list-style-type: none"> Triads Major Triad 	<ul style="list-style-type: none"> Recognition of a Bassline in a melody
	2 – REVISION	<ul style="list-style-type: none"> The Dot Ties Ostinato  	<ul style="list-style-type: none"> Other Major Scales Transposition Key Signatures Focus on keys up to 1# and 1b 	<ul style="list-style-type: none"> Writing Intervals Inversions Visual Interval Recognition in a Melody 	<ul style="list-style-type: none"> Melodic Transcription 	<ul style="list-style-type: none"> Intervals in Triads 	<ul style="list-style-type: none"> Primary Triads in a Major Key
	3 – REVISION	<ul style="list-style-type: none"> Compound Time Rhythm Compound Time Transcription   	<ul style="list-style-type: none"> The natural minor scale More Key Signatures Focus on keys up to 2# and 2b 	<ul style="list-style-type: none"> Writing Intervals Inversions Visual Interval Recognition in a Melody 	<ul style="list-style-type: none"> 2 Part Melodic Transcription 	<ul style="list-style-type: none"> Major Triads in Major Scales 	<ul style="list-style-type: none"> Recognition & Transcription of chord progressions in a Major key
5	4 – REVISION NEW	<ul style="list-style-type: none"> Compound Time Rhythm  	<ul style="list-style-type: none"> The harmonic minor scale Accidentals Focus on keys up to 2# and 2b 	<ul style="list-style-type: none"> Intervals within the harmonic minor Scale Enharmonic intervals Compound intervals 	<ul style="list-style-type: none"> Melodic Transcription 	<ul style="list-style-type: none"> The minor triad 	<ul style="list-style-type: none"> Major & Primary Triads in a minor Key
	5 – REVISION NEW	<ul style="list-style-type: none"> Two part rhythms  <ul style="list-style-type: none"> Recognition of rhythms 	<ul style="list-style-type: none"> The melodic minor scale Visual Key Recognition Focus on keys up to 3# and 3b 	<ul style="list-style-type: none"> Intervals within the melodic minor Scale 	<ul style="list-style-type: none"> Melodic Transcription 	<ul style="list-style-type: none"> minor triads in scales 	<ul style="list-style-type: none"> Perfect & Plagal Cadences Transcription of a Chord Progression in a minor key

Week:	Section	Rhythm	Scales	Intervals	Melody	Chords	Chord Progressions
6	6 – REVISION NEW	<ul style="list-style-type: none"> Compound Time Rhythm  Anacrusis 	<ul style="list-style-type: none"> Diatonic & Chromatic Scales Focus on keys up to 3# and 3, 	<ul style="list-style-type: none"> Diatonic & Chromatic Intervals 	<ul style="list-style-type: none"> Melodic Transcription 	<ul style="list-style-type: none"> The diminished triad 	<ul style="list-style-type: none"> Root Position Triads in a Major Key
	7 – REVISION NEW	<ul style="list-style-type: none"> Simple Time Rhythm  	<ul style="list-style-type: none"> Aural Key Recognition Focus on keys up to 3# and 3, 	<ul style="list-style-type: none"> Revision 	<ul style="list-style-type: none"> 3 Part Melodic Transcription 	<ul style="list-style-type: none"> The Augmented triad 	<ul style="list-style-type: none"> Root Position Triads in a minor Key
7	8 – REVISION NEW	<ul style="list-style-type: none"> Compound Time Rhythm   	<ul style="list-style-type: none"> The Chromatic Scale Focus on keys up to 4# and 4, 	<ul style="list-style-type: none"> Intervals within the Chromatic Scale 	<ul style="list-style-type: none"> Recognition of Melody 	<ul style="list-style-type: none"> The Suspended 4th triad 	<ul style="list-style-type: none"> Revision
8	9 – REVISION NEW	<ul style="list-style-type: none"> Simple Time Rhythm   	<ul style="list-style-type: none"> The Pentatonic Scales Focus on keys up to 4# and 4, 	<ul style="list-style-type: none"> Intervals within the Pentatonic Scales 	<ul style="list-style-type: none"> Melodic Transcription 	<ul style="list-style-type: none"> Triads in Root Position & 1st Inversion 	<ul style="list-style-type: none"> Imperfect & Interrupted Cadences
9	10 – REVISION NEW	<ul style="list-style-type: none"> Simple Time Rhythm 6 4 Asymmetrical Time Signatures 	<ul style="list-style-type: none"> The Blues Scales Focus on keys up to 5# and 5, 	<ul style="list-style-type: none"> Intervals within the Blues Scale 	<ul style="list-style-type: none"> Melodic Transcription 	<ul style="list-style-type: none"> Triads in 2nd Inversion 	<ul style="list-style-type: none"> Revision

VCE Unit 4 - Outcome 3 Curriculum Overview (Term 3/4)

Note: Section refers to the Section number in Level 3 "Musicianship & Aural Training for the Secondary School" Books and CDs

Week:	Section	Rhythm	Scales	Intervals	Melody	Chords	Chord Progressions
1	11 – REVISION NEW	<ul style="list-style-type: none"> Simple Time Rhythm 	<ul style="list-style-type: none"> Modes and the Mixolydian Mode Focus on keys up to 5# and 5_b 	<ul style="list-style-type: none"> Intervals within the Mixolydian Mode 	<ul style="list-style-type: none"> Melodic Transcription 	<ul style="list-style-type: none"> 7th Chords & the Dominant 7th 	<ul style="list-style-type: none"> 7th Chords in Progressions
2	12 - NEW	<ul style="list-style-type: none"> Simple Time Rhythm Syncopation 	<ul style="list-style-type: none"> Visual Key Recognition of Modal Melodies Focus on keys up to 6# and 6_b 	<ul style="list-style-type: none"> Revision 	<ul style="list-style-type: none"> Melodic Transcription 	<ul style="list-style-type: none"> The Major 7th Chord 	<ul style="list-style-type: none"> 7th Chords in Progressions cont.
3 & 4	13 - NEW	<ul style="list-style-type: none"> Compound Time Rhythm Rhythms including dotted quavers e.g. 	<ul style="list-style-type: none"> Aural Key Recognition of Melodies Focus on keys up to 6# and 6_b 	<ul style="list-style-type: none"> Revision 	<ul style="list-style-type: none"> Melodic Transcriptions in a mode 	<ul style="list-style-type: none"> The minor 7th Chord 	<ul style="list-style-type: none"> 7th Chords in Progressions cont.
5 & 6	14 – NEW	<ul style="list-style-type: none"> Compound Time Rhythm Duplet Ties in transcriptions 	<ul style="list-style-type: none"> The Dorian Mode Focus on keys up to 7# and 7_b 	<ul style="list-style-type: none"> Intervals within the dorian Mode 	<ul style="list-style-type: none"> Melodic Transcription 	<ul style="list-style-type: none"> The half diminished (7th) Chord 	<ul style="list-style-type: none"> 7th Chords in Major Keys
7 & 8	15 - NEW	<ul style="list-style-type: none"> Compound Time Rhythm Various other mixed rhythms (see Level 3 contents) 	<ul style="list-style-type: none"> Visual Key Recognition without a key signature Focus on keys up to 7# and 7_b 	<ul style="list-style-type: none"> Revision 	<ul style="list-style-type: none"> Recognition of a Melody without a Key Signature 	<ul style="list-style-type: none"> The (Full) diminished 7th Chord 	<ul style="list-style-type: none"> 7th Chords in minor keys
9	16 - NEW	<ul style="list-style-type: none"> Compound Time Rhythm 	<ul style="list-style-type: none"> Other modes 	<ul style="list-style-type: none"> Revision 	<ul style="list-style-type: none"> Revision 	<ul style="list-style-type: none"> Revision 	<ul style="list-style-type: none"> Revision

VCE Unit 4 - Outcome 3 Curriculum Overview (Term 4/4)

Note: Section refers to the Section number in Level 3 "Musicianship & Aural Training for the Secondary School" Books and CDs

Week:	Section	Rhythm	Scales	Intervals	Melody	Chords	Chord Progressions
REVISION							