

Harmonic minor Scales – Worksheet

1. Write this harmonic minor scale, ascending only. Circle the pairs of notes that create tones.




2. Write the C# harmonic minor scale, ascending and descending, in minims. Slur the pairs of notes that create tones.




3. Write G harmonic minor using whole notes, ascending and descending, in the bass clef. Circle the pair of notes that does not create a tone or a semitone.



4. Write D# harmonic minor in the treble clef, ascending only, in dotted minims. Circle the pairs of notes that create minor 2nds.



5. In the bass clef, write the F harmonic minor scale ascending and descending, in quavers. Circle the pairs of notes that create semitones.



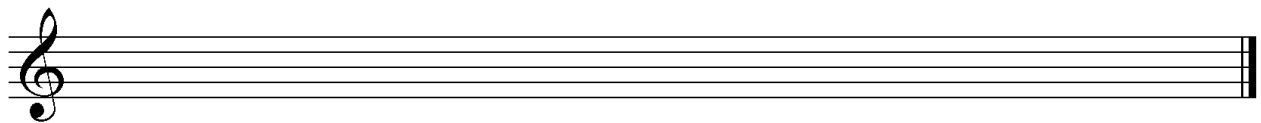
6. Write the D harmonic minor scale, descending only, in quarter notes. Bracket the pairs of notes that create semitones.



7. Write this harmonic minor scale, ascending and descending. Circle the pairs of notes that create semitones.




8. Write C harmonic minor. Slur the pair of notes that does not create a Major or minor 2nd.




9. Write the G# harmonic minor scale, descending and ascending, in semiquavers. Circle the pairs of notes that create semitones. Use the bass clef.



10. Write the ascending A# harmonic minor scale.




11. Write the following harmonic minor scale, ascending and descending. Circle the pairs of notes that create tones.



12. Write B harmonic minor using crotchets.



13. Write the B_b harmonic minor scale in minims, circling the semitones.



14. Write E_b harmonic minor scale, ascending only, in dotted half notes.

