

Intervals – Supplementary Sheet 6. Dim, Augmented & Enharmonic Intervals.

Intervals Question 1 - Interval Recognition (Visual)

Study this melody and write the name of the intervals bracketed in this melody beneath the brackets.




Intervals Question 2 - Interval Recognition (Visual)

Study this melody and write the name of the intervals bracketed in this melody beneath the brackets.



Intervals Question 3

Name these intervals.



Intervals Question 4

Write these intervals above the given notes.



dim 7th Maj 3rd Per 5th Aug 4th min 7th Maj 6th Aug 2nd

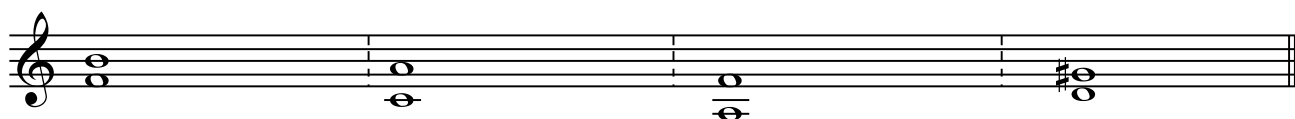
Intervals Question 5 - Interval Recognition (Visual)

Study this melody and write the name of the intervals bracketed in this melody beneath the brackets.



Intervals Question 6


Name each interval and then write two more intervals that would sound the same e.g. beside the first interval you could write F to C_b as C_b sounds the same as B.



Keys – Supplementary Sheet 7. Modes – Aeolian and Mixolydian


Keys Question 1

Using the treble clef, write two octaves, ascending, in quarter notes, of the Aeolian mode (natural minor) that begins on C.




Keys Question 2

Write the Aeolian mode (natural minor scale) that begins on G on the given staff.




Keys Question 3

Using the treble clef, write one octave, of the Mixolydian mode beginning on D. (You will have to think of D as “so” and therefore find “do” to work out the correct key signature).




Keys Question 4

In crotchets, write the Mixolydian mode beginning on F. Use a key signature.



Keys Question 5

Compose a melody on the given staff in the Mixolydian mode with the given key signature.



Keys Question 6


Write the name of this scale and label the intervals between each pair of adjacent notes (using “tone” or “Major 2nd” etc) in the scale below.

Scale name: _____



Keys Question 7

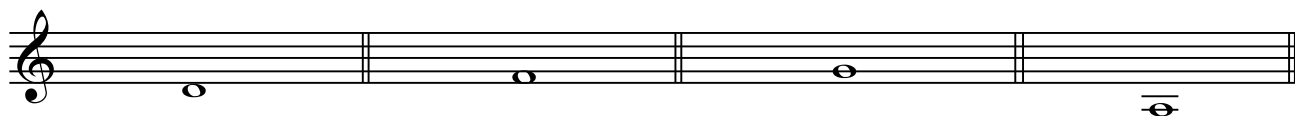
Without a key signature (i.e. using accidentals to show the required sharps and flats), write the F# melodic minor scale on the staff below. Write the letter names of each note on the line below.



Keys – Supplementary Sheet 8. The Minor Triads.


Chords Question 1

Using your knowledge of interval patterns in a minor triad, write a minor triad on each given note.



Chords Question 2

Using the treble clef, write three minor triads built on C (i.e. C minor tonic triads). Write each one in a different octave using semibreves. Write a key signature to begin with.



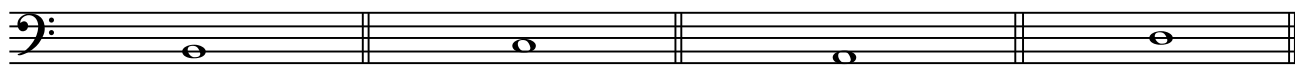
Chords Question 3

Using your knowledge of interval patterns in a Major triad, write a Major triad on each given note.



Chords Question 4

Using your knowledge of interval patterns in a minor triad, write a minor triad on each given note.



Chords Question 5

Write the following triads on the given staff using accidentals where necessary.



F Major


D minor

C minor

A Major

Chords Question 6

Write the following triads on the given staff using accidentals where necessary.



C Major


E minor

E^b Major

A minor

Chords Question 7

Using the treble clef, write a tonic triad for 7 different minor keys. Use a key signature for each triad and name the key on the line below.



Keys – Supplementary Sheet 9. Revision of Scales.


Study these melodies and if possible listen to it being played. Write the key it is written in on the line below.

Keys Question 1



Tonality: _____

Keys Question 2



Tonality: _____

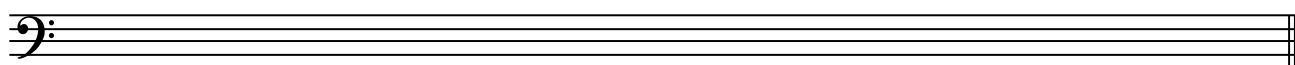
Keys Question 3



Tonality: _____


Keys Question 4

Write the Aeolian mode (natural minor scale) that begins on G on the given staff. Use a key signature and write in whole notes.




Keys Question 5

Using the treble clef but **without** a key signature, write one octave ascending and descending, of the Mixolydian mode beginning on E.



Keys Question 6

In crotchets, write the melodic minor mode beginning on C. Use a key signature.



Intervals – Supplementary Sheet 10. Interval Revision.

Intervals Question 1 - Interval Recognition (Visual)

Study this melody and write the name of the intervals bracketed in this melody.



Intervals Question 2 - Interval Recognition (Aural)

Study this melody and write the name of the intervals bracketed in this melody.



Intervals Question 3

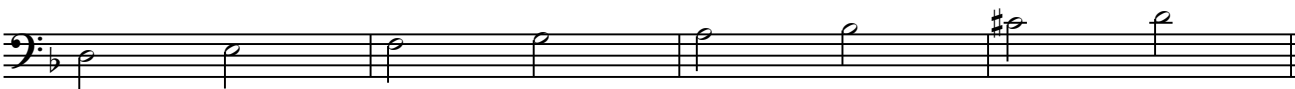
Write a Major 3rd above each of the given notes.



Intervals Question 4

Write the name of this scale and label the intervals between each pair of adjacent notes (using "tone" or "Major 2nd" etc) in the scale below.


Scale name: _____



Intervals Question 5

Write the name of this scale and label the intervals between each pair of adjacent notes in the scale below.

Scale name: _____



Intervals Question 6

Name these intervals.

